

STERZO / STEERING GEAR

RICAMBI PER / SPARE PARTS FOR

Barre accoppiamento/ *Track rods*

ASTRA	pag. 218 - 219
DAF	pag. 218 - 219
IVECO	pag. 218 - 219
MAN	pag. 220 - 221
MERCEDES	pag. 220 - 221
RENAULT	pag. 222 - 223
SCANIA	pag. 222 - 223
VOLVO	pag. 222 - 223

Tiranti longitudinali / *Drag links*

ASTRA	pag. 224 - 225
DAF	pag. 224 - 225
FIAT	pag. 226 - 227
IVECO	pag. 228 - 231
MAN	pag. 232 - 233
MERCEDES	pag. 234 - 237
NISSAN	pag. 236 - 237
RENAULT	pag. 238 - 239
SCANIA	pag. 240 - 241
VOLVO	pag. 242 - 243

Teste per tiranti sterzo e barre accoppiamento/ *Tie-rod ends*

ASTRA	pag. 244
DAF	pag. 244
FIAT-IVECO	pag. 245
IVECO	pag. 245 - 246
MAN	pag. 246 - 247
MERCEDES	pag. 247
NISSAN	pag. 248
RENAULT	pag. 248
SCANIA	pag. 248
VOLVO	pag. 249

Teste per servosterzo/ *Power-steering ball-joints*

DAF	pag. 250
IVECO	pag. 250
MAN	pag. 250
MERCEDES	pag. 251
RENAULT	pag. 251
SCANIA	pag. 251
VOLVO	pag. 251

Rinvio sterzo/ *Steering pin and kit*

SCANIA	pag. 252 - 253
--------	----------------

Servosterzo / *Power-steering* Pompa di comando / *Pump 4522089*

Boccole rinvio sterzo / *Steering bushes*

Cuffie per sterzo / *Steering boots*

FIAT-IVECO	pag. 252 - 253
------------	----------------

Alberi piantone sterzo / *Steering shaft assemblies*

Giuntini piantone sterzo / *Steering journals*

FIAT-IVECO	pag. 254 - 255
------------	----------------

1 ASTRA



1 - 712120

2 DAF



3 - 712124

4 - 712785 **NEW**



2 - 712123

3 IVECO



5 - 712107

6 - 712108

7 - 712121

8 - 712112

9 - 712116

10 - 712126

12 - 712122

13 - 712110



14 - 712762



11 - 712801 **NEW**

FIG. ITEM	RIF. ERREVI ERREVI REF.	DESCRIZIONE PARTICOLARI DESCRIPTION	TIPO VEHICLE MODEL	RIF. ORIGINALE ORIGINAL REF.
BARRE ACCOPPIAMENTO / TRACK RODS				
1 ASTRA				
1	712120	Barra accoppiamento completa di teste <i>Track rod, complete</i>	tubo/tube mm. 1480 HD7 - HD8 (4x2 - 6x4 - 8x4)	165171 98165171
2 DAF				
2	712123	Barra accoppiamento completa di teste <i>Track rod, complete</i>	L=1600 mm. CF75 - CF85 - XF95 - XF105 75CF - 85CF - 95XF	1286343 1353396
3	712124	Barra accoppiamento completa di teste <i>Track rod, complete</i>	tubo/tube mm. 1590 CF65 - CF75 - CF85 - XF95 - XF105 65CF - 75CF - 85CF - 95XF	1270853 1353391
4	712785	Barra accoppiamento ruote completa di teste <i>Track rod, complete</i>	L=1575 mm. CF65 - CF75 - CF85 - LF55 XF95 - XF105	1700000
3 IVECO				
5	712107	Barra accoppiamento ruote NUDA / <i>Track rod, bare</i>	tubo/tube mm. 1565 160.26 - 170NC35 170/190F26/ F35/ F35 HIDRO 180.24/ .26 - 190i26/ i35 - 190.30/ .38 190.33/ .36/ .42/ .48 - 220.36PT/ .38PT 240.26/ .30P/ .36/ .38P/ .48 260.36/ .38/ .48	4835068
6	712108	Barra accoppiamento ruote completa di teste <i>Track rod, complete</i>	tubo/tube mm. 1565 160.26 - 170NC35 170/190F26/ F35/ F35 HIDRO 180.24/ .26 - 190i26/ i35 190.30/ .38 - 190.33/ .36/ .42/ .48 220.36PT/ .38PT 240.26/ .30P/ .36/ .38P/ .48 260.36/ .38/ .48	-
7	712121	Barra accoppiamento completa di teste <i>Track rod, complete</i>	tubo/tube mm. 1475 EUROCARGO 170E15/E18/E23/E27 260E23KE/E27KE EUROCARGO "TECTOR" 180E21/E24/E28 - 260E28KE	4844041 98470968
8	712112	Barra accoppiamento ruote completa di teste <i>Track rod, complete</i>	tubo/tube mm. 1495 EUROCARGO 120E15/E18/E23 130E15/E18/E23 150E15/E18/E23/E27 - 260E23 280E23 - 320E27 EUROCARGO "TECTOR" 130E18/E24/E28 - 150E18/E24/E28 320E28T	4854871
9	712116	Barra accoppiamento ruote completa di teste <i>Track rod, complete</i>	tubo/tube mm. 1400 EUROCARGO EUROCARGO "TECTOR" 75E13/E15/E17/E18 100E17/E18/E21	98402553 500307556
10	712126	Barra di accoppiamento completa di teste <i>Track rod, complete</i>	tubo/tube mm. 1480 EUROCARGO EUROTRAKKER - TRAKKER	8165309 41005309
11	712801	Barra accoppiamento ruote completa di teste <i>Track rod, complete</i>	L=1570 mm. EURORIDER	98489741
12	712122	Barra accoppiamento completa di teste <i>Track rod, complete</i>	tubo/tube mm. 1355 EUROTECH - EUROSTAR EUROTECH "CURSOR" EUROSTAR "CURSOR" STRALIS	41032608 41033237
13	712110	Barra accoppiamento ruote completa di teste <i>Track rod, complete</i>	tubo/tube mm. 1520 EUROTECH - EUROTECH "CURSOR" EUROSTAR - EUROSTAR "CURSOR" EUROTRAKKER EUROTRAKKER "CURSOR" STRALIS	8137594 8138182 8163773
14	712762	Barra accoppiamento completa di teste / <i>Track rod</i>	L=1430 mm. EUROTRAKKER 190E31/E37 - 380E42 EUROTRAKKER CURSOR 190E35/E38-260E44-340E48 380E38/E44	42115532 42118694 42118782


1 MAN



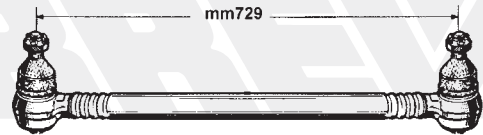
2 - 712771 **NEW**
7 - 712816 **NEW**
8 - 712822 **NEW**



1 - 712125



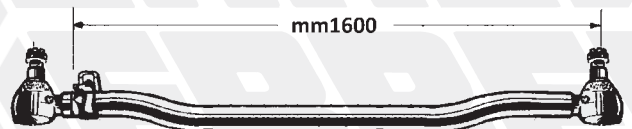
3 - 712772 **NEW**



4 - 712797 **NEW**



5 - 712802 **NEW**



6 - 712814 **NEW**

2 MERCEDES



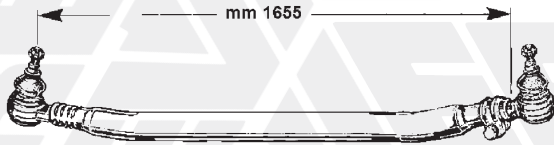
9 - 712777 **NEW**
10 - 712778 **NEW**



11 - 712780 **NEW**

FIG. ITEM	RIF. ERREVI ERREVI REF.	DESCRIZIONE PARTICOLARI DESCRIPTION		TIPO VEHICLE MODEL	RIF. ORIGINALE ORIGINAL REF.	
BARRE ACCOPPIAMENTO / TRACK RODS						
1 MAN						
1	712125	Barra accoppiamento / <i>Track rod</i>	L = 1610 mm	M2000 TGA - TGM - TGS - TGX	81467116773 81467116858 81467116859 81467116860 81467116861	81467116863 81467116883 81467116921 81467116964
2	712771	Barra accoppiamento ruote completa di teste <i>Track rod, complete</i>	tubo/tube mm. 1540	F90 - F2000 - M2000L - M2000M TGA - TGS - TGX Serie E Series	81467106112 81467106163 81467106165 81467106198 81467106353	81467106354 81467106361 81467116725 81467116820 81467116849
3	712772	Barra accoppiamento ruote completa di teste <i>Track rod, complete</i>	L = 1515 mm	F90 - F2000 - L2000 - M2000L M2000M TGA - TGM - TGS - NEOPLAN Serie E - Lion series	81467106122 81467106134 81467106167 81467106194 81467106195 81467106378 81467106379 81467106380 81467106830	81467106836 81467106845 81467106911 81467106912 81467106953 81467116736 81467116747 81467116830
4	712797	Barra accoppiamento ruote completa di teste <i>Track rod, complete</i>	L = 729 mm	Serie E Series BUS	81467106081 81467106137 81467106173 81467106294 81467106419 81467106444	81467106877 81467106879 81467106890 81467116759 81467116760 81467116761
5	712802	Barra accoppiamento ruote completa di teste <i>Track rod, complete</i>	L = 1600 mm	F2000 Serie E Series		81467106994 81467116726
6	712814	Barra accoppiamento ruote completa di teste <i>Track rod, complete</i>	L = 1600 mm	F90 - F2000 - M90 Serie E series	81467106131 81467106265 81467106266 81467106359 81467106360 81467106362 81467106395 81467106396 81467106397	81467106815 81467106816 81467106817 81467106903 81467106904 81467106948 81467116724 81467116795 81467116853
7	712816	Barra accoppiamento ruote completa di teste <i>Track rod, complete</i>	tubo/tube mm. 1560	F2000 - TGA - TGS - TGX Serie E Series	81467106236 81467106267 81467106268 81467106355 81467106356 81467106373 81467116723 81467116794	81467116840 81467116933 81467116934 81467116935 81467116936 81467116966 81467116967
8	712822	Barra accoppiamento ruote completa di teste <i>Track rod, complete</i>	L = 1540 mm	TGL - TGM	81467116803 81467116805 81467116893	81467116894 81467116896
2 MERCEDES						
9	712777	Barra accoppiamento ruote completa di teste <i>Track rod, complete</i>	tubo/tube mm. 1610	ACTROS - ACTROS MP2/MP3 AXOR - AXOR2	9413300003 9413300103 9413300203	9413300303 9413300503
10	712778	Barra accoppiamento ruote completa di teste <i>Track rod, complete</i>	tubo/tube mm. 1560	ACTROS - ACTROS MP2/MP3 Serie MK - NG - SK Series	6253301503 6253301603 6253302403 6253302503 9423300803	9423302103 9493300203 9493300303 9493300903
11	712780	Barra accoppiamento ruote completa di teste <i>Track rod, complete</i>	L = 1545 mm	ACTROS - ACTROS MP2/MP3 AXOR2		6253303203 9443301703

1 RENAULT



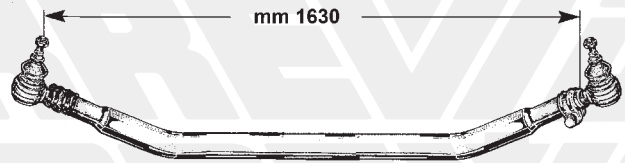
1 - 712765



2 - 712805 **NEW**



3 - 712808 **NEW**



4 - 712809 **NEW**



5 - 712818 **NEW**

2 SCANIA




8 - 712761


3 VOLVO



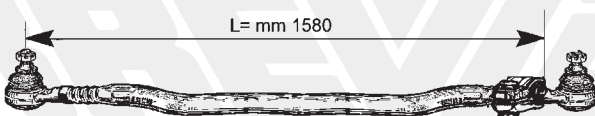
9 - 712765



12 - 712795 **NEW**



13 - 712809 **NEW**



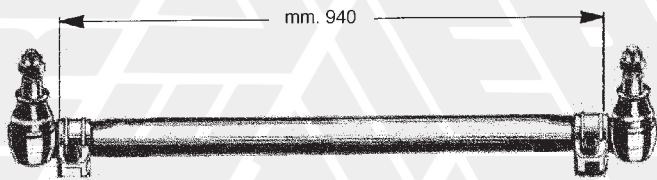
14 - 712813 **NEW**



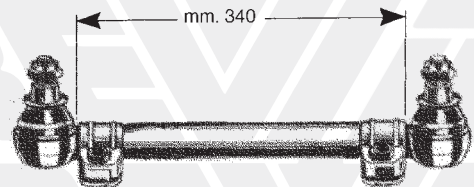
15 - 712818 **NEW**

FIG. ITEM	RIF. ERREVI ERREVI REF.	DESCRIZIONE PARTICOLARI DESCRIPTION		TIPO VEHICLE MODEL	RIF. ORIGINALE ORIGINAL REF.
BARRE ACCOPPIAMENTO / TRACK RODS					
1 RENAULT					
1	712765	Barra accoppiamento completa di teste / <i>Track rod</i>	L = 1655 mm.	MAGNUM DXI PREMIUM MIDLUM KERAX	5001868363 5010600822 7421560957
2	712805	Barra accoppiamento ruote completa di teste <i>Track rod, complete</i>	L = 1700 mm.	MAGNUM PREMIUM	5010439021 5010566063
3	712808	Barra accoppiamento ruote completa di teste <i>Track rod, complete</i>	L = 1680 mm.	PREMIUM	5010439022 5010566064
4	712809	Barra accoppiamento ruote completa di teste <i>Track rod, complete</i>	L = 1630 mm.	PREMIUM - PREMIUM2 Serie C - D Series	5001868366 5010587034 5010587038
5	712818	Barra accoppiamento ruote completa di teste <i>Track rod, complete</i>	L = 1770 mm.		7420399543
2 SCANIA					
6	712113	Barra accoppiamento ruote NUDA / <i>Track rod, bare</i>	tubo/tube mm. 1630	R142 - R143	395432-8
7	712114	Barra accoppiamento ruote completa di teste <i>Track rod, complete</i>	tubo/tube mm. 1630	R142 - R143	395350-2
8	712761	Barra accoppiamento completa di teste / <i>Track rod</i>	L = 1685 mm.	Serie P - G - R - T Series	1527978 1527989 1723896
3 VOLVO					
9	712765	Barra accoppiamento completa di teste / <i>Track rod</i>	L = 1655 mm.	FE	25372885
10	712792	Barra accoppiamento ruote completa di teste <i>Track rod, complete</i>	tubo/tube mm. 1485	F7 - F10 - F12 F16 - FL6 - FL7 - FL10 - FL12 FS7 - N10 - N12 - NL10 - NL12	1505855 1606274
11	712793	Barra accoppiamento ruote completa di teste <i>Track rod, complete</i>	tubo/tube mm. 1540	FH12 - FH16 - FM7 - FM9 FM10 - FM12 - NH	1628637 3962343
12	712795	Barra accoppiamento ruote completa di teste <i>Track rod, complete</i>	L = 1580 mm.	F10 - F12 - F16 - FH12 - FH16 FL6 - FL7 - FL10 - FL12 FM7 - FM10 - FM12	1606897 1612254 3985570 3985571
13	712809	Barra accoppiamento ruote completa di teste <i>Track rod, complete</i>	L = 1630 mm.	FE	20824578 21560963 22163637
14	712813	Barra accoppiamento ruote completa di teste <i>Track rod, complete</i>	L = 1580 mm.	FH12 - FH16 - FL6 - FM7 - FM9 FM10 - FM12	3198276 21260274 22159759
15	712818	Barra accoppiamento ruote completa di teste <i>Track rod, complete</i>	L = 1770 mm.	FH12 - FH16 - FL6 - FM9 - FM12	20399543 21299034

1 ASTRA

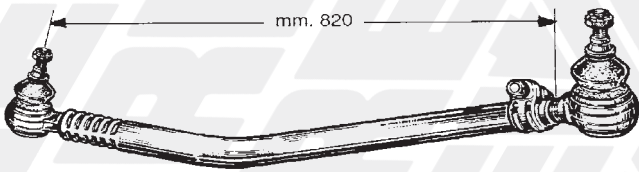


1 - 712729

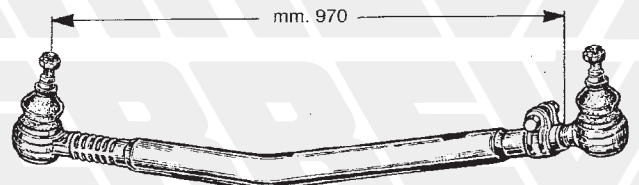


2 - 712730

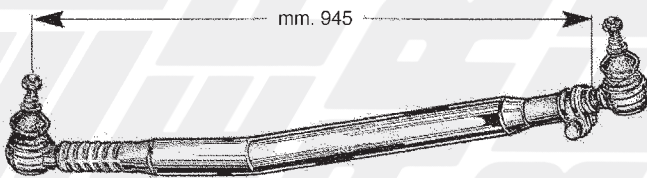
2 DAF



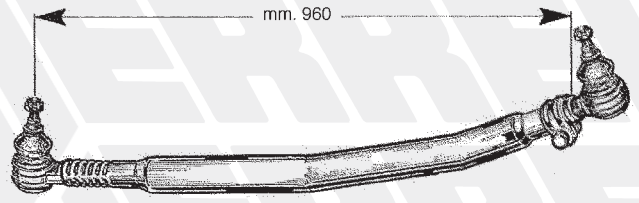
3 - 712703



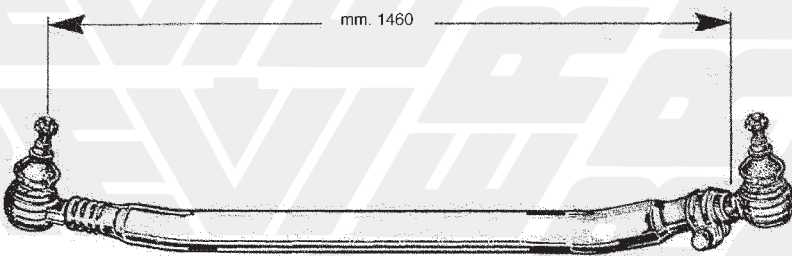
4 - 712700



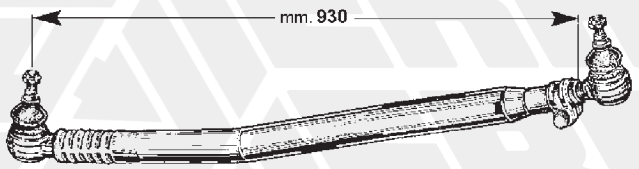
5 - 712734



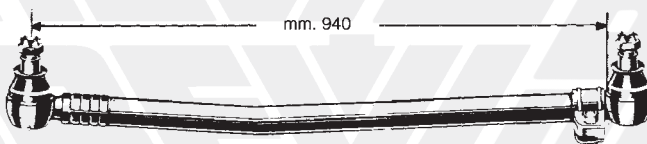
6 - 712735



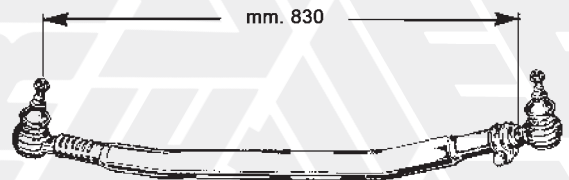
7 - 712736



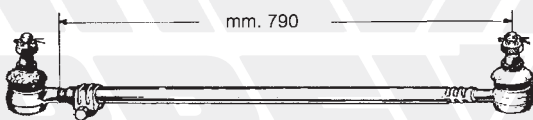
8 - 712767




9 - 712773 **NEW**



10 - 712774 **NEW**

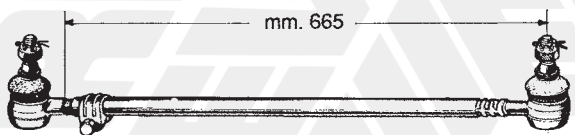


11 - 712775 **NEW**




12 - 712782 **NEW**

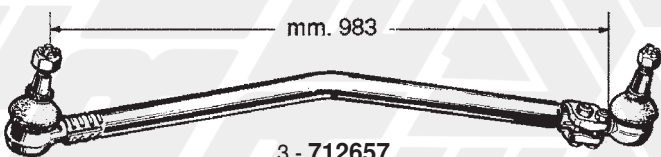
FIG. ITEM	RIF. ERREVI ERREVI REF.	DESCRIZIONE PARTICOLARI DESCRIPTION		TIPO VEHICLE MODEL	RIF. ORIGINALE ORIGINAL REF.	
TIRANTI LONGITUDINALI / DRAG LINKS						
① ASTRA						
1	712729	Tirante longitudinale completo / <i>Drag link</i>	L tubo = 940 mm	HD7 HD8 (4x2 - 6x4 - 8x4)	165163	
2	712730	Tirante longitudinale completo / <i>Drag link</i>	L tubo = 340 mm	HD8 (8x4)	180649	
② DAF						
3	712703	Tirante longitudinale completo / <i>Drag link</i>	L = 820 mm	F2300 - F2800 - F3300 - F3600	94029	
4	712700	Tirante longitudinale completo / <i>Drag link</i>	L = 970 mm	85FA - 85FT - 95FA - 95FT - 95XF	94038	
5	712734	Tirante longitudinale completo / <i>Drag link</i>	L = 945 mm	XF95 - 95XF	1291060 1351734	1385499
6	712735	Tirante longitudinale completo / <i>Drag link</i>	L = 960 mm	95XF	1291048 1351735	1385500
7	712736	Tirante longitudinale completo / <i>Drag link</i>	L = 1460 mm	CF75 - CF85 XF95 - XF105 - 95XF	1297572 1361155	
8	712767	Tirante longitudinale completo / <i>Drag link</i>	L = 930 mm	CF85 - XF95 - XF105	1395994	
9	712773	Tirante longitudinale completo / <i>Drag link</i>	L = 940 mm	95	0094613 0362413	1426101
10	712774	Tirante longitudinale completo / <i>Drag link</i>	L = 830 mm	65 - 65CF - 75 - 75CF - 85 - 85CF	1247956 1283211	1351714 1385497
11	712775	Tirante longitudinale completo / <i>Drag link</i>	L = 790 mm	65 - 65CF - 75 - 75CF - 85 - 85CF	1247957 1283212	1351715 1385492
12	712782	Tirante longitudinale completo / <i>Drag link</i>	L = 810 mm	65CF - 75CF - 85CF - CF65 CF75 - CF85	1363859 1448063 1602821	



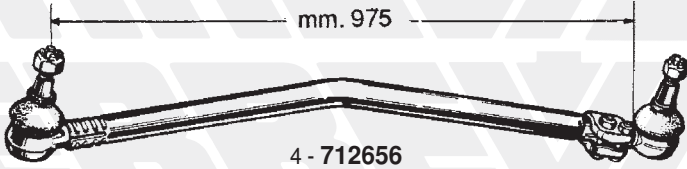
1 - 712680



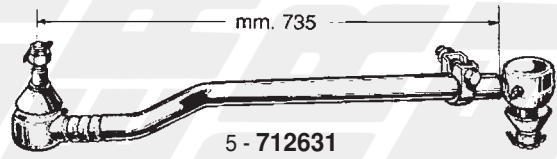
2 - 712677



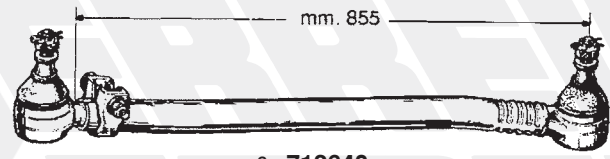
3 - 712657




4 - 712656




5 - 712631



6 - 712640

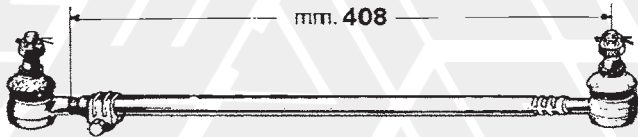


7 - 712626

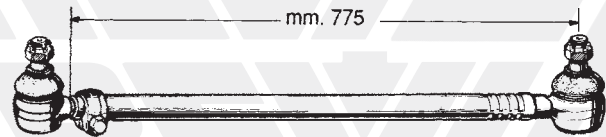


8 - 712616

FIG. ITEM	RIF. ERREVI ERREVI REF.	DESCRIZIONE PARTICOLARI DESCRIPTION	TIPO VEHICLE MODEL	RIF. ORIGINALE ORIGINAL REF.
TIRANTI LONGITUDINALI / DRAG LINKS				
FIAT				
1	712680	Tirante completo / Drag link	L = 665 mm 35NC/ 40NC/ 45NC/ 49NC OM35 - OM40 - OM45 - OM50 U.T.	8557536
2	712677	Tirante completo / Drag link	L = 780 mm 65NC - 65NC/60 - 70NC - 75NC OM65 - OM65/60 - OM70 - OM75	8558532 8558541
3	712657	Tirante completo-veicoli c/cabina ribaltabile Drag link (tilting cab)	L = 983 mm 100NC - 110PC OM110 - OM110P	61591070 61595957
4	712656	Tirante completo-veicoli c/cabina ribaltabile Drag link (tilting cab)	L = 975 mm 130NC/ NR/ NT - OM130/ R/ T	61590824 61595960
5	712631	Tirante completo G.S.-veicoli c/cabina fissa Drag link LHD (fixed cab)	L = 735 mm 673 - 130NC/ NR/ NT	4665501
6	712640	Tirante completo G.S. / Drag link LHD	L = 855 mm 684 e derivati - 160NC/ NT OM160 - OM160T	4666993 4733752
7	712626	Tirante completo / Drag link	L = 860 mm 684 e derivati - 160 e derivati	4666991 4733704
8	712616	Tirante completo / Drag link	L = 855 mm 619N1 - 697 - 300PC	4624032 4732546



1 - 712969



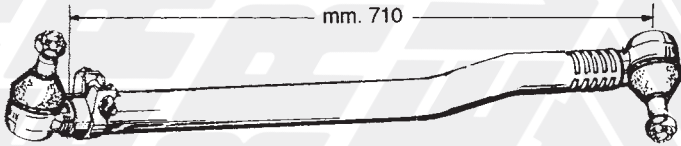
2 - 712632



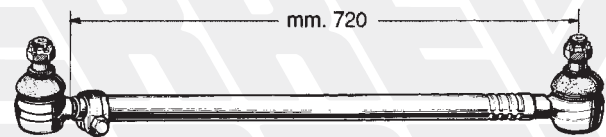
3 - 712671




4 - 712678



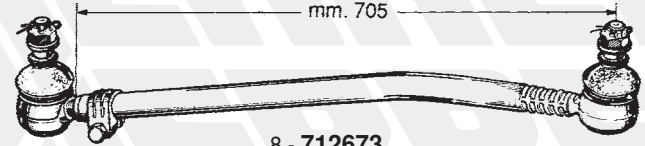
5 - 712670




6 - 712671



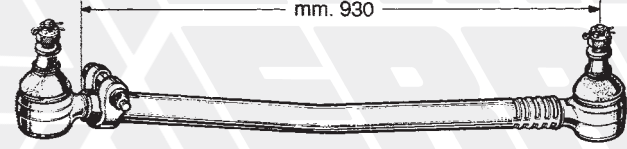
7 - 712672




8 - 712673



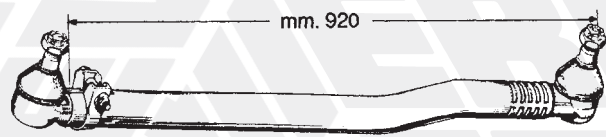
9 - 712674



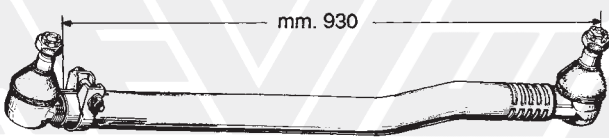
10 - 712675



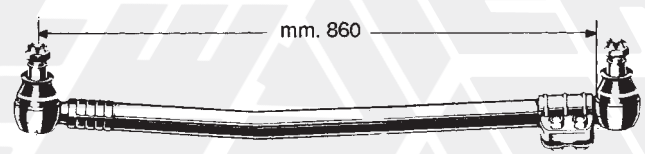
11 - 712681



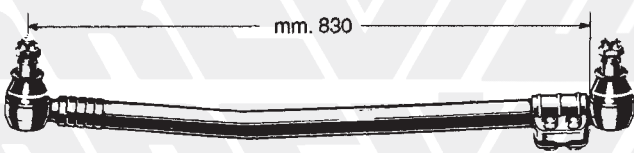
12 - 712634



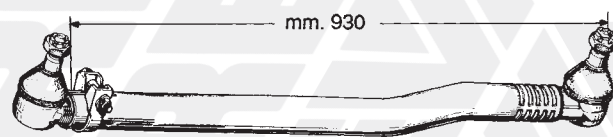
13 - 712639



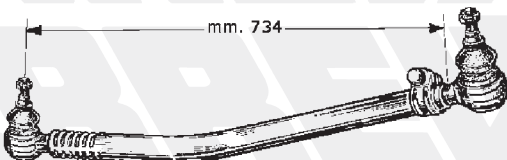
14 - 712679




15 - 712638



16 - 712639

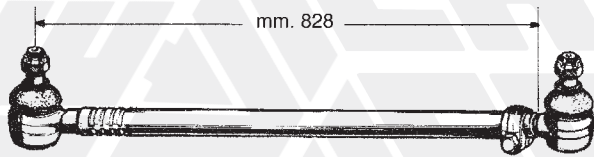


17 - 712757




18 - 712758

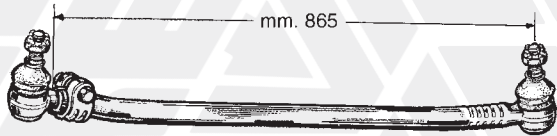
FIG. ITEM	RIF. ERREVI ERREVI REF.	DESCRIZIONE PARTICOLARI DESCRIPTION	TIPO VEHICLE MODEL	RIF. ORIGINALE ORIGINAL REF.
TIRANTI LONGITUDINALI / DRAG LINKS				
IVECO				
1	712969	Tirante completo / Drag link	L = 408 mm 30.8 - 35.8 - 40.8 DAILY DUTY	8582023
2	712632	Tirante completo / Drag link	L = 775 mm 50NC - 55NC - 50.8/F8 - 50.9/F9 50.10/F10 - 50.9Z - 55.8/F8 55.9/F9 - 55.10/F10 - 60.8/F8 60.10/F10 - 60.11 TURBO Z 65.10/F10 - 70.10/F10 - 75.10/F10 80.13/F13 - 90.13/F13	8558522 8559559
3	712671	Tirante completo senza servosterzo (cabina ribaltabile) Drag link w/o power-steering (tilting cab)	L = 720 mm 50.9Z - 60.11 TURBO Z 65.12 TURBO Z - 79.12 TURBO Z	8590443 8591219
4	712678	Tirante completo con servosterzo (cabina ribaltabile) Drag link with power-steering (tilting cab)	L = 655 mm 50.9Z - 60.10/F10 60.11 TURBO Z - 75.10/F10 79.10/F10 - 79.12 TURBO Z 79.13/F13 - 79.14 - 79.14 Z 90.13/F13	8570528
5	712670	Tirante completo con servosterzo (cabina fissa) Drag link with power-steering (fixed cab)	L = 710 mm 50.10/F10 - 60.10/F10 - 65.10/F10 65.9Z - 90.13/F13	8567618
6	712671	Tirante completo con servosterzo (cabina ribaltabile) Drag link with power-steering (tilting cab)	L = 720 mm 60.10/F10 - 75.10/F10 - 79.10/F10 79.13/F13 - 90.13/F13	8564248
7	712672	Tirante completo / Drag link	L = 665 mm 95.14 - 95.14Z 109.14 (2ª Serie) - 109.14Z	8590435
8	712673	Tirante completo (2ª Serie) con servosterzo (cabina ribaltabile) Drag link with power-steering (tilting cab)	L = 705 mm 100.13/F13	8573757
9	712674	Tirante completo / Drag link	L = 930 mm 115.14 - 115.17 - 135.14/ .17	4773359
10	712675	Tirante completo / Drag link	L = 930 mm 145.17	4815933
11	712681	Tirante completo / Drag link	L = 950 mm 165.24 - 175.17/ .24	4793166 4834041
12	712634	Tirante completo / Drag link	L = 920 mm 160.26/ .26T - 170/190F26/ F35	4715615
13	712639	Tirante completo / Drag link	L = 930 mm 180.24/ .26 - 190i26/ i35 190.30/ .38 (1ª Serie) 240.30P/ .38P	4747960 4747961
14	712679	Tirante completo / Drag link	L = 860 mm 190.26H/ .30H 260.26H/ .30H/ .35H 330.26H/ .35H - 330.30H (1ª Serie) 330.36 (1ª Serie)	42042950 42043912
15	712638	Tirante completo / Drag link	L = 830 mm 330F26/ F35 - 330.30H (2ª Serie) 330.36 (2ª Serie)	42001326 42086458
16	712639	Tirante completo / Drag link	L = 930 mm 190.26/ .26T U.T. 190.30/ .38 e deriv. U.T. 190.33/ .36/ .42/ .48 - 240.48 TURBOSTAR 190.24/ .26/ .30 - 240.26 - 260.32 TURBOTECH	4747960 4747961
17	712757	Tirante longitudinale completo / Drag link	L = 734 mm EUROCARGO 120E18/E21 - 120EL17/EL21	500324282
18	712758	Tirante longitudinale completo / Drag link	L = 916 mm EUROCARGO 95E15/E21 - 135E18/E23 EUROCARGO "Tector" 100E18/E21 - 140E18/E24 - 150E24	98473328



1 - 712937




2 - 712900




3 - 712901




4 - 712731




5 - 712904



6 - 712732



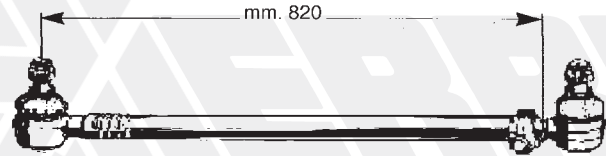
7 - 712940



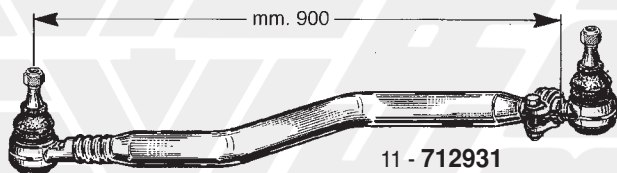
8 - 712903



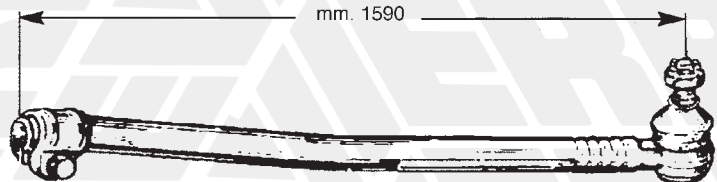
9 - 712733




10 - 712932




11 - 712931




12 - 712933



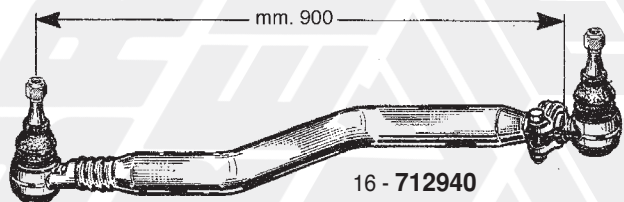
13 - 712724



14 - 712732




15 - 712903



16 - 712940

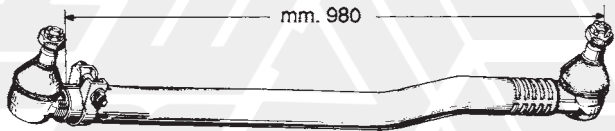


17 - 712874

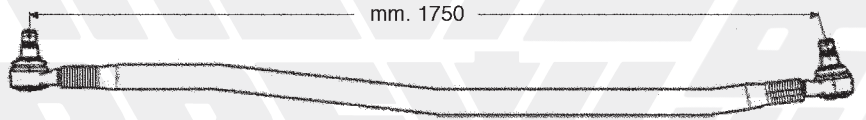


18 - 712768 **NEW**

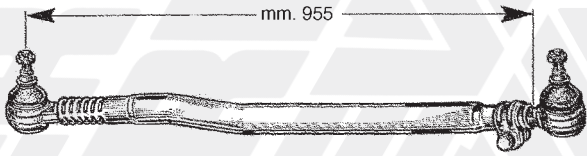
FIG. ITEM	RIF. ERREVI ERREVI REF.	DESCRIZIONE PARTICOLARI DESCRIPTION	TIPO VEHICLE MODEL	RIF. ORIGINALE ORIGINAL REF.
TIRANTI LONGITUDINALI / DRAG LINKS				
IVECO				
1	712937	Tirante longitudinale completo / Drag link	L = 828 mm EUROCARGO 80E21-90E21-100E21-120E24-170E23 EUROCARGO "TECTOR" 75E18 - 80E18/E21 - 90E18/E21 100E18/E21/E22 - 120E18/E24/ E25/E28 - 130E18/E24/E28 140E18/E21 - 260E28 - 320E28	98449025 98469650
2	712900	Tirante longitudinale completo / Drag link	L = 773 mm EUROCARGO 60E10/E12/E14 - 65E10/E12/E14 75E10/E12/E14/E15 - 80E15/E18/ E21 - 100E15/E18/E21 - 180E21T EUROCARGO "TECTOR" 75E13/E15/E17/E18 - 100E17/E18/E21	98402544 98467459
3	712901	Tirante longitudinale completo / Drag link	L = 865 mm EUROCARGO 120E15/E18/E23 - 130E15/E18/ E23 - 150E15/E18/E23/E27R 260E23T - 280E23T - 320E27T EUROCARGO "TECTOR" 130E18/E24/E28 - 150E18/E24/E28 320E28T	4854874
4	712731	Tirante longitudinale completo / Drag link	L = 855 mm EUROCARGO "TECTOR" 140E18 - 150E30 - 160E21/E22/ E24/E25/E28 - 180E22	504049893
5	712904	Tirante longitudinale completo / Drag link	L = 855 mm EUROTECH	98446354
6	712732	Tirante longitudinale completo / Drag link	L = 780 mm EUROTECH 400E34/E38/E42 EUROSTAR 400E38/E42/E47	8135492 41016961 41017269
7	712940	Tirante longitudinale completo / Drag link	L = 900 mm EUROTECH "CURSOR" 190E31/E35/E39 EUROSTAR "CURSOR" 190E39/E43	500397738
8	712903	Tirante longitudinale completo / Drag link	L = 890 mm EUROTECH - EUROSTAR EUROTRAKKER EUROTECH "CURSOR" EUROSTAR "CURSOR" EUROTRAKKER "CURSOR"	8131582 41005463 41042919
9	712733	Tirante longitudinale completo / Drag link	L = 640 mm EUROTRAKKER 410E42	41005466 41016964 41017272
10	712932	Tirante longitudinale completo / Drag link	L = 820 mm 340E34/E37/E42 } EUROTRAKKER 410E37/E42 } 340E35/E38/E44 } EUROTRAKKER 410E35/E38/E44/E48 } "CURSOR"	41028269 41298449
11	712931	Tirante longitudinale completo / Drag link	L = 900 mm 190E30/E31/E34/E37/E42 } 260E34/E37/E42 } EUROTRAKKER 330E34/E37 } 400E31/E37/E42 } 410E42 } 180E24-190E31/E35 } EUROTRAKKER 380E35-410E42 } "CURSOR"	41005475 41006093
12	712933	Tirante collegamento 1°-2° asse -SENZA FORCELLA- Drag link	L = 1590 mm 340E34/E37/E42 } EUROTRAKKER 410E37/E42 } 340E35/E38/E44 } EUROTRAKKER 410E35/E38/E44/E48 } "CURSOR"	41032826 5801692431
13	712724	Tirante longitudinale completo / Drag link	L = 906 mm EUROTRAKKER "CURSOR"	41215165 41226580
14	712732	Tirante longitudinale completo / Drag link	L = 780 mm STRALIS 400S40/S43/S48/S54	41016961 41017269
15	712903	Tirante completo / Drag link	L = 890 mm STRALIS	41005463
16	712940	Tirante longitudinale completo / Drag link	L = 900 mm STRALIS	500397738
17	712874	Tirante longitudinale completo / Drag link	L = 890 mm EUROSTAR - EUROTECH EUROTRAKKER STRALIS - TRAKKER	5801282537 5801282538 5801476462
18	712768	Tirante longitudinale completo / Drag link	L = 1360 mm EUROTRAKKER	8166702 41007785



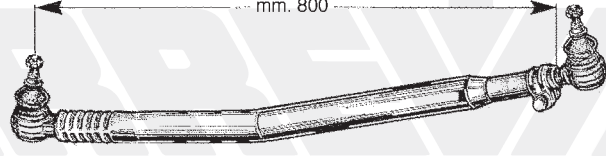
1 - 712938




2 - 712939




3 - 712739




4 - 712740




5 - 712737



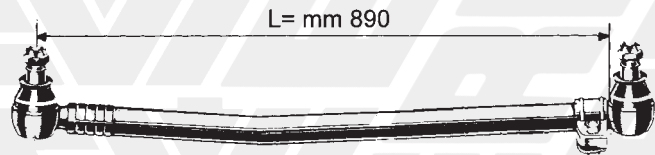
6 - 712738



7 - 712760



8 - 712770 **NEW**



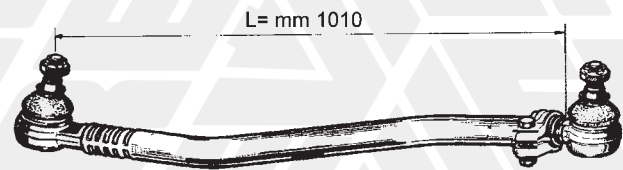
9 - 712787 **NEW**




10 - 712794 **NEW**



11 - 712811 **NEW**

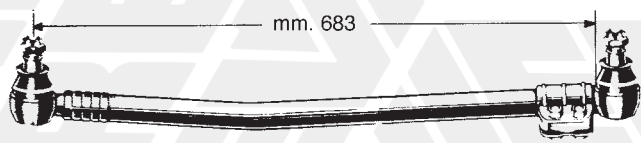


12 - 712812 **NEW**

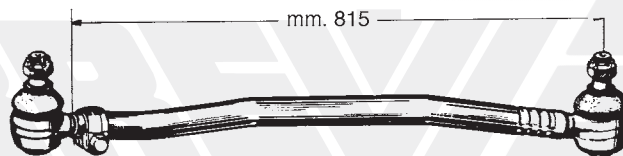


13 - 712823 **NEW**

FIG. ITEM	RIF. ERREVI ERREVI REF.	DESCRIZIONE PARTICOLARI DESCRIPTION	TIPO VEHICLE MODEL	RIF. ORIGINALE ORIGINAL REF.
TIRANTI LONGITUDINALI / DRAG LINKS				
MAN				
1	712938	Tirante longitudinale completo / Drag link	L = 980 mm F2000	81466106779 81466106780 81466106782
2	712939	Tirante longitudinale completo / Drag link	L = 1750 mm F2000	81466106790 82466106191 81466106791
3	712739	Tirante longitudinale completo / Drag link	L = 955 mm E2000 - F2000 - F90	81466106721 81466106723 81466106722
4	712740	Tirante longitudinale completo / Drag link	L = 800 mm L2000 - M2000	85466106021 85466106140 85466106121 85466106221
5	712737	Tirante longitudinale completo / Drag link	L = 935 mm TGX - TGA - TGS	81466116096 81466116097 81466116198 81466116133 81466116197
6	712738	Tirante longitudinale completo / Drag link	L = 915 mm TGX - TGA - TGS	81466116135 81466116137 81466116199 81466116200 81466116206
7	712760	Tirante longitudinale completo / Drag link	L = 1600 mm TGA - TGS - TGX	81467116785 81467116846 81467116711 81467106934 81467106933 81467106932
8	712770	Tirante longitudinale completo / Drag link	L = 785 mm L2000	81466106001 81466106724 81466106725 85466106001 85466106030 85466106102 85466106201
9	712787	Tirante longitudinale completo / Drag link	L = 890 mm TGA - TGS	81466106813 81466116146 81466116147 81466116204 81646116148
10	712794	Tirante longitudinale completo / Drag link	L = 780 mm L2000	81466106753 81466106754 85466106006 85466106031 85466106104 85466106203
11	712811	Tirante longitudinale completo / Drag link	L = 1800 mm TGA - TGS	81433116243 81466106155 81466106186 81466116152 81466116161 81466116162 81466116163 81466116242 82466106183 82466106186 82466106187
12	712812	Tirante longitudinale completo / Drag link	L = 1010 mm F2000 Serie E Series	81466116003 81466116004 81466116005
13	712823	Tirante longitudinale completo / Drag link	L = 770 mm TGL	85466106162



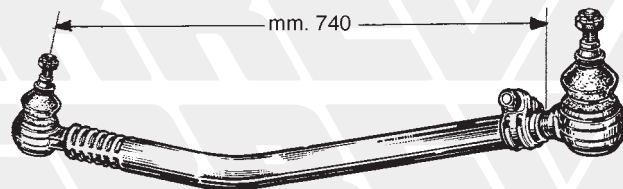
1 - 712707




2 - 712692



3 - 712908



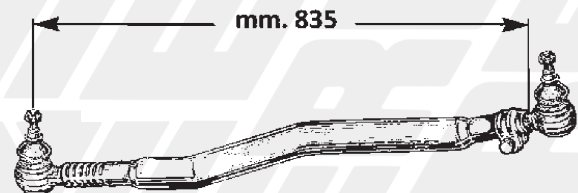
4 - 712909



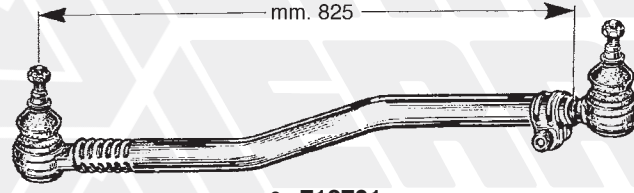
5 - 712705



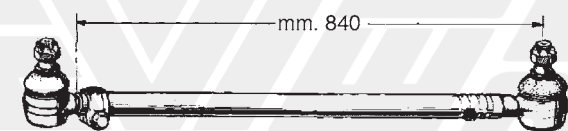
6 - 712741



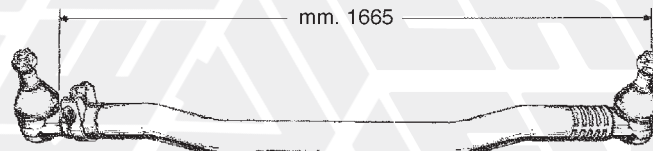
7 - 712764



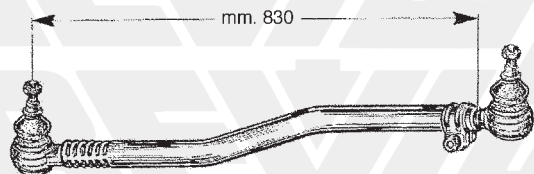
8 - 712701



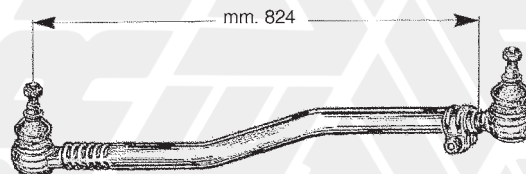
9 - 712934



10 - 712935



11 - 712744



12 - 712743



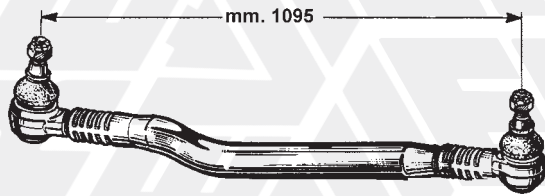
13 - 712742



14 - 712779 **NEW**

FIG. ITEM	RIF. ERREVI ERREVI REF.	DESCRIZIONE PARTICOLARI DESCRIPTION	TIPO VEHICLE MODEL	RIF. ORIGINALE ORIGINAL REF.
TIRANTI LONGITUDINALI / DRAG LINKS				
MERCEDES				
1	712707	Tirante longitudinale completo / Drag link	L = 683 mm 814 - 914	6734600205 6734600405 6734600605 6734600805
2	712692	Tirante longitudinale completo / Drag link	L = 815 mm 1626 - 1632 - 1919 - 1922 - 1926 1928 - 1932 - 1933 - 1936 - 1938 2226 - 2232 - 2433 - 2528 - 2536 2626 - 2628 - 2632 - 2635 - 2636 2645 - 3036 - 3332 - 3336	3874600705 3874601405 3874603205 3874603305
3	712908	Tirante longitudinale completo / Drag link	L = 735 mm 1114 - 1117 - 1120 1314 - 1317 - 1320	6754601005 6754601605 6754602205 6754602805
4	712909	Tirante longitudinale completo / Drag link	L = 740 mm 1314 - 1317 - 1320	6764600105 6764600605 6764601105 6764601505
5	712705	Tirante longitudinale completo / Drag link	L = 817 mm 1626S - 1632S - 1919S - 1926S - 1932S 2026 (6x2 - 6x4) - 2032 (6x2 - 6x4) 2226 (6x2) - 2232S (6x4) 2626S (6x4) - 2632S (6x4)	3874600605 3874604405 3874604505
6	712741	Tirante longitudinale completo / Drag link	L = 780 mm Serie MK - SK	0014602905 0014603005
7	712764	Tirante longitudinale completo / Drag link	L = 835 mm ATEGO - ATEGO 2	0034604605 3754600005 9744601005 9744601205
8	712701	Tirante longitudinale completo / Drag link	L = 825 mm ATEGO - AXOR - ACTROS	0004607105 0004607205 0014606705
9	712934	Tirante longitudinale completo / Drag link	L = 840 mm ATEGO - AXOR - ACTROS	0024604505 0024604605 3754600405
10	712935	Tirante longitudinale completo / Drag link	L = 1665 mm ATEGO - AXOR - ACTROS	9423300003 9423300103 9423300203 9423300703 9423301103
11	712744	Tirante longitudinale completo / Drag link	L = 830 mm ACTROS	0014600705 0014600805 0014607005
12	712743	Tirante longitudinale completo / Drag link	L = 824 mm ATEGO - AXOR - AXOR 2 ACTROS - ACTROS MP2	0024604705 0024604805
13	712742	Tirante longitudinale completo / Drag link	L = 822 mm AXOR - AXOR 2 ACTROS - ACTROS MP2	0024604305 0024604405
14	712779	Tirante longitudinale completo / Drag link	L = 860 mm ACTROS - ACTROS MP2/MP3	0004609405 0004609505 0014607105

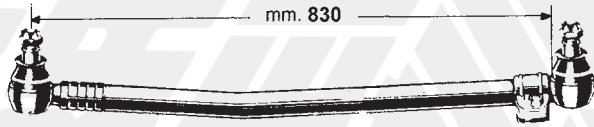
1 MERCEDES



1 - 712781 **NEW**



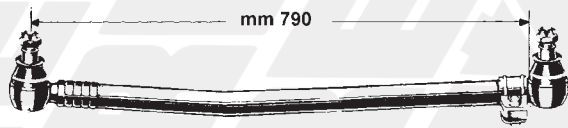
2 - 712790 **NEW**



3 - 712791 **NEW**



4 - 712798 **NEW**



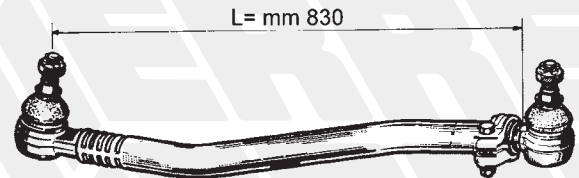
5 - 712799 **NEW**



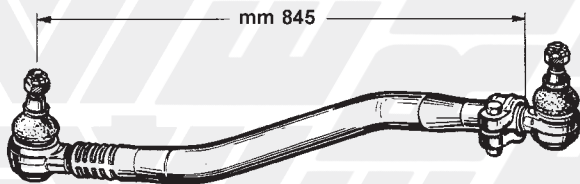
6 - 712803 **NEW**



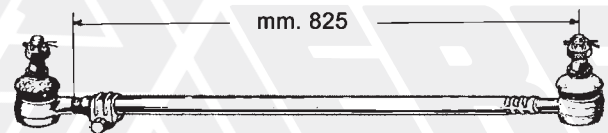
7 - 712804 **NEW**



8 - 712807 **NEW**

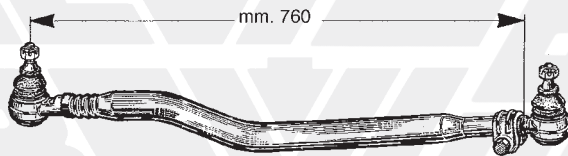


9 - 712810 **NEW**

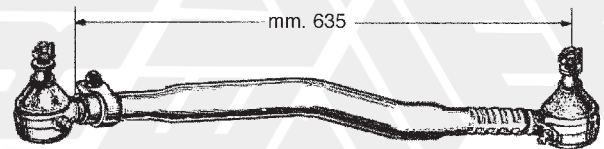


10 - 712817 **NEW**


2 NISSAN



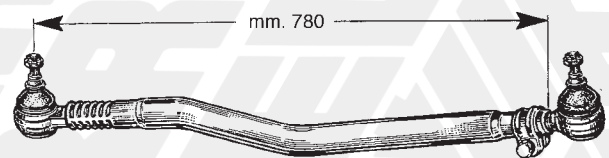
11 - 712725




12 - 712727



13 - 712728



14 - 712708



15 - 712824 **NEW**

FIG. ITEM	RIF. ERREVI ERREVI REF.	DESCRIZIONE PARTICOLARI DESCRIPTION		TIPO VEHICLE MODEL	RIF. ORIGINALE ORIGINAL REF.
TIRANTI LONGITUDINALI / DRAG LINKS					
1 MERCEDES					
1	712781	Tirante longitudinale completo / Drag link	L = 1095 mm	ACTROS - ACTROS MP2/MP3 AXOR2	0014601305 0014601405 0024600505 0034603205 3754601505
2	712790	Tirante longitudinale completo / Drag link	L = 800 mm	NG	6194602505 6194602905 6194605205
3	712791	Tirante longitudinale completo / Drag link	L = 830 mm	NG - SK	3874600405 3874605005 6204600005 6204602005 6204602805 6204603705
4	712798	Tirante longitudinale completo / Drag link	L = 800 mm	ATEGO2	9704600705 9704600905 9704601105 9724602805
5	712799	Tirante longitudinale completo / Drag link	L = 790 mm	ATEGO - ATEGO2	9724601405 9724601605
6	712803	Tirante longitudinale completo / Drag link	L = 845 mm	Serie SK Series	0004609805 0004609905
7	712804	Tirante longitudinale completo / Drag link	L = 815 mm	ACTROS - ACTROS MP2/MP3 AXOR2	0024605105 0024605205 0034604005
8	712807	Tirante longitudinale completo / Drag link	L = 830 mm	ATEGO	0034605905 3754600305 9724601805 9724602005
9	712810	Tirante longitudinale completo / Drag link	L = 845 mm	AXOR - AXOR2	0024604905 0024605005 0034605605
10	712817	Tirante longitudinale completo / Drag link	L = 825 mm	ACTROS - ACTROS MP2/MP3	0024608605 0024608705
2 NISSAN					
11	712725	Tirante longitudinale completo / Drag link	L = 760 mm	TRADE 2.8 - 3.0 - 100	11505036-0
12	712727	Tirante longitudinale completo / Drag link	L = 635 mm	CABSTAR 110 / 120	48510F3900
13	712728	Tirante longitudinale completo / Drag link	L = 760 mm	ECO L60 ECO L70	485109X102 11200481-0
14	712708	Tirante longitudinale completo / Drag link	L = 780 mm	ECOT 100 - 35.08 - 35.09 35095	11200454-0 485109X101
15	712824	Tirante longitudinale completo / Drag link	L = 780 mm	ATLEON 110 - 120 ECOT 100	485109X100 48510LA20A 48510LA30A

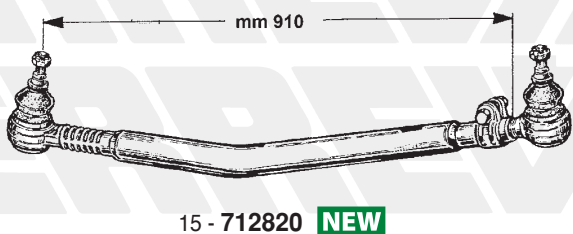

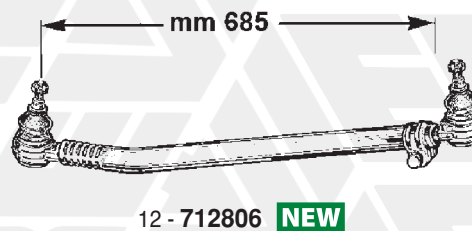

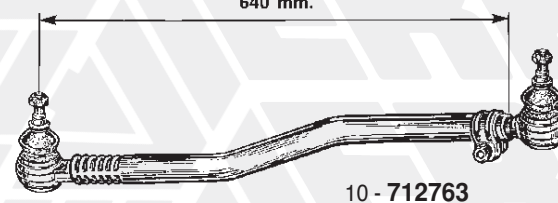

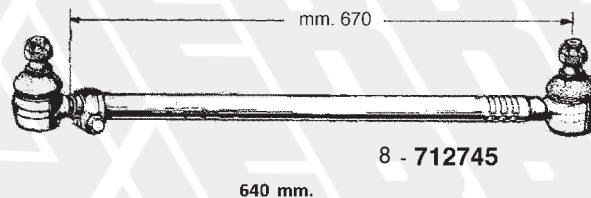
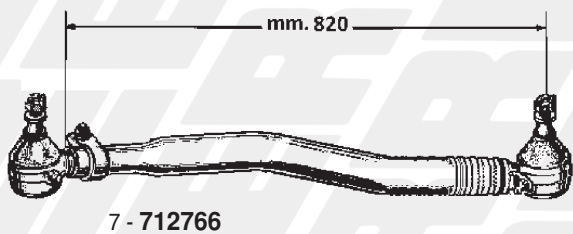
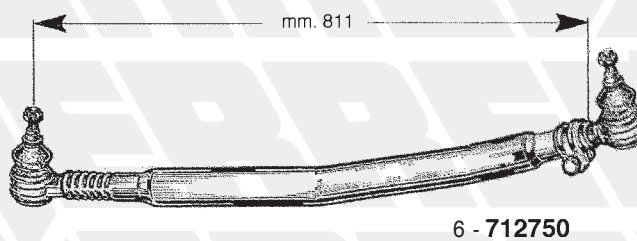

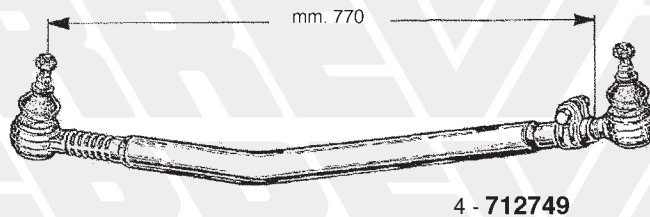
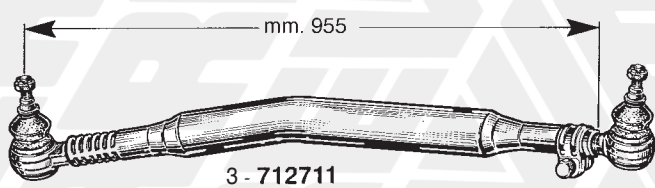
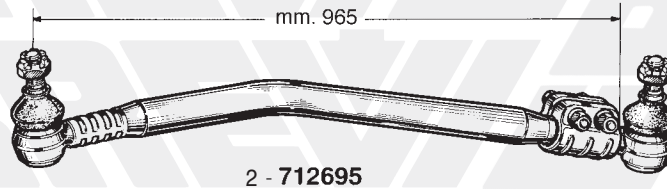
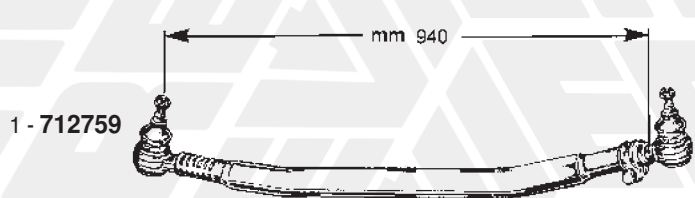

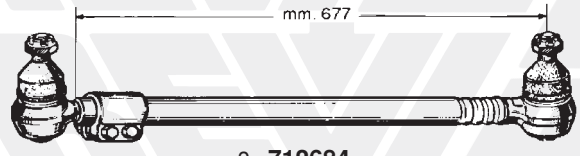


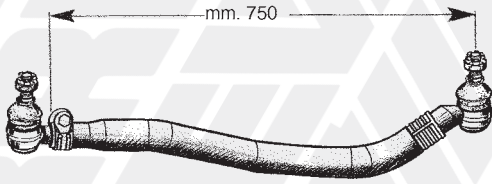
FIG. ITEM	RIF. ERREVI ERREVI REF.	DESCRIZIONE PARTICOLARI DESCRIPTION	TIPO VEHICLE MODEL	RIF. ORIGINALE ORIGINAL REF.
TIRANTI LONGITUDINALI / DRAG LINKS				
RENAULT				
1	712759	Tirante longitudinale completo / Drag link	L = 940 mm MANAGER G Serie G / G Series	5000745719 5000791330 5010144551 5010144556
2	712695	Tirante longitudinale completo / Drag link	L = 965 mm 350 - 360 - 365 - 370 380 - 390 - 420 GAMMA / RANGE "R"	5000748868 5010130453 5010138060 5000748784
3	712711	Tirante longitudinale completo / Drag link	L = 955 mm GAMMA / RANGE "R"	5010130739 5010239340 5010239386
4	712749	Tirante longitudinale completo / Drag link	L = 770 mm PREMIUM	5010294288
5	712748	Tirante longitudinale completo / Drag link	L = 780 mm PREMIUM PREMIUM 2	5010294287
6	712750	Tirante longitudinale completo / Drag link	L = 811 mm PREMIUM PREMIUM 2	5010294289
7	712766	Tirante longitudinale completo / Drag link	L = 820 mm PREMIUM 2	5001868384 5010630822 5010630823 7421560882
8	712745	Tirante longitudinale completo / Drag link	L = 670 mm MAGNUM MAGNUM E.TECH	5010060764 5010557243
9	712746	Tirante longitudinale completo / Drag link	L = 716 mm MAGNUM MAGNUM E.TECH	5010130344
10	712763	Tirante longitudinale completo / Drag link	L = 640 mm MAGNUM DXI	5001868374 5010630638 5010630637 7421560825
11	712789	Tirante longitudinale completo / Drag link	L = 790 mm MIDLINER	5010130393 7485114936
12	712806	Tirante longitudinale completo / Drag link	L = 685 mm MAGNUM	5010383203 5010488836 5010557523
13	712815	Tirante longitudinale completo / Drag link	L = 785 mm PREMIUM - PREMIUM2	5001868389 5010647032 5010647033 7421560884 7421560887 7421560889
14	712819	Tirante longitudinale completo / Drag link	L = 820 mm PREMIUM - PREMIUM2	5001868383 5010630820 5010630821 7421560865
15	712820	Tirante longitudinale completo / Drag link	L = 910 mm MIDLUM	5010305367 5010488167 7420892958
16	712821	Tirante longitudinale completo / Drag link	L = 850 mm MIDLINER	5010037418 5010037602 5010037603 5010130446 5010130447 5010130456 5010163161 5010163162 5010163163




1 - 712682



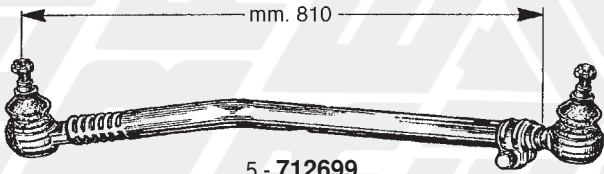
2 - 712684



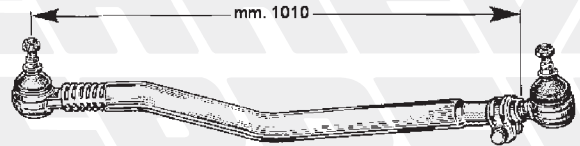
3 - 712752




4 - 712753



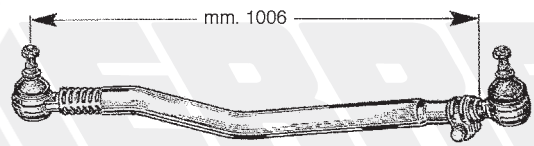
5 - 712699



6 - 712714



7 - 712726



8 - 712751



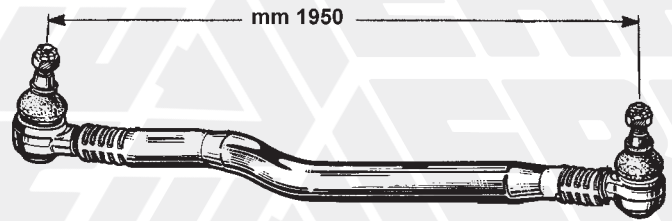
9 - 712941



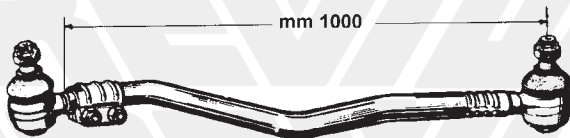
10 - 712776 **NEW**



11 - 712783 **NEW**



12 - 712784 **NEW**

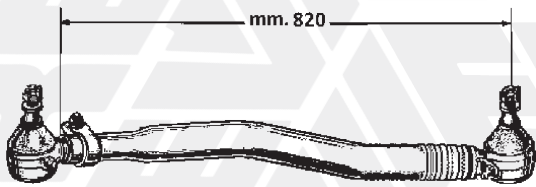


13 - 712786 **NEW**



14 - 712788 **NEW**

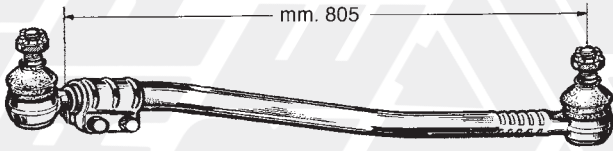
FIG. ITEM	RIF. ERREVI ERREVI REF.	DESCRIZIONE PARTICOLARI DESCRIPTION	TIPO VEHICLE MODEL	RIF. ORIGINALE ORIGINAL REF.
TIRANTI LONGITUDINALI / DRAG LINKS				
SCANIA				
1	712682	Tirante longitudinale completo / Drag link	L = 890 mm 142 - 143	278665 278666
2	712684	Tirante longitudinale completo / Drag link	L = 677 mm 111 - 141	291396
3	712752	Tirante longitudinale completo / Drag link	L = 750 mm 93 - 113 - 143	1305012 1324483
4	712753	Tirante longitudinale completo / Drag link	L = 785 mm 93 - 113 - 143	1112511
5	712699	Tirante longitudinale completo / Drag link	L = 810 mm 113 - 143	390784
6	712714	Tirante longitudinale completo / Drag link	L = 1010 mm 114L - 114C - 114G - 124L - 124C 124G - 144L - 144C - 144G	1356055 1379071 1384025
7	712726	Tirante longitudinale completo / Drag link	L = 1682 mm 114 - 124 - 144	1369411 1385251 1409918 1723865 1737683
8	712751	Tirante longitudinale completo / Drag link	L = 1006 mm 94 - 114 - 124 - 144	1384027 1769597 1847312
9	712941	Tirante longitudinale completo / Drag link	L = 1690 mm 94 - 114 - 124 - 144 - 164	1361413 1395614 1734019 1897333
10	712776	Tirante longitudinale completo / Drag link	tubo/tube mm. 370 Serie 4 Series Serie P - G - R - T Series	1343266 1759690
11	712783	Tirante longitudinale completo / Drag link	L = 435 mm Serie 4 Series Serie P - G - R - T Series	1343283 1759691
12	712784	Tirante longitudinale completo / Drag link	L = 1950 mm Serie 4 Series Serie P - G - R - T Series	1393383 1788520
13	712786	Tirante longitudinale completo / Drag link	L = 1000 mm Serie 4 Series Serie P - G - R - T Series	1348269 2007275
14	712788	Tirante longitudinale completo / Drag link	L = 870 mm Serie 3 Series	370875 1304569 1369919



1 - 712766



2 - 712721



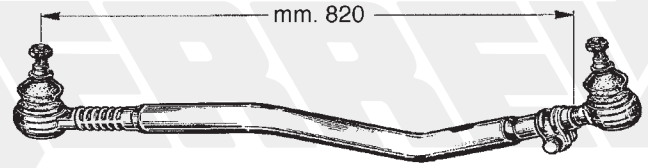
3 - 712697




4 - 712720



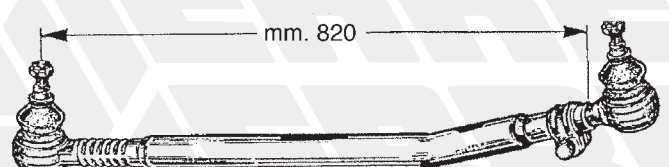
5 - 712756




6 - 712907



7 - 712910



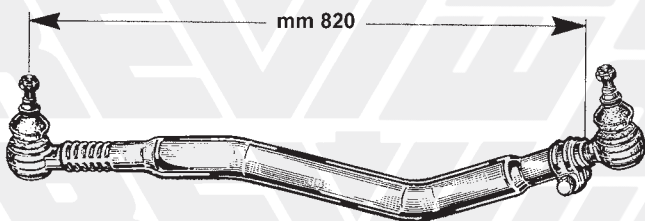
8 - 712723



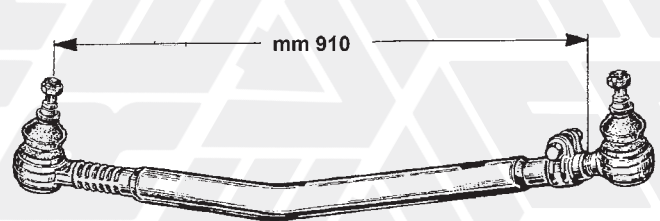
9 - 712685



10 - 712815 **NEW**



11 - 712819 **NEW**



12 - 712820 **NEW**



13 - 712796 **NEW**



14 - 712800 **NEW**


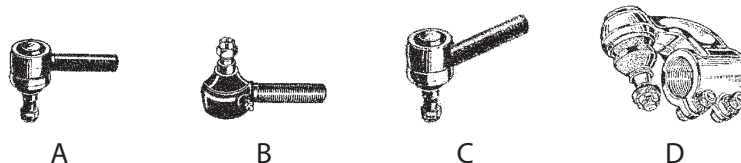
FIG. ITEM	RIF. ERREVI ERREVI REF.	DESCRIZIONE PARTICOLARI DESCRIPTION	TIPO VEHICLE MODEL	RIF. ORIGINALE ORIGINAL REF.
TIRANTI LONGITUDINALI / DRAG LINKS				
VOLVO				
1	712766	Tirante longitudinale completo / Drag link	L = 820 mm FE	20727843 21560882 25379293
2	712721	Tirante longitudinale completo / Drag link	L = 820 mm FL6 - FL2	1071344
3	712697	Tirante longitudinale completo / Drag link	L = 805 mm F10 - F12 - F16	1083744 1626751
4	712720	Tirante longitudinale completo / Drag link	L = 830 mm FH12 - FH16 - FM7 - FM10 - FM12  SOSP. PNEUM. ANT.	3988695 3988697 20393061
5	712756	Tirante longitudinale completo / Drag link	L = 803 mm FM10 - FM12 FH12 - FH16	3986452 20375555 20393186 21106930
6	712907	Tirante longitudinale completo / Drag link	L = 820 mm FH12 - FH16	1075005
7	712910	Tirante longitudinale completo U.T. / Drag link	L = 825 mm FH12 - FH16	1075663 3988704 20393069
8	712723	Tirante longitudinale completo U.T. / Drag link	L = 820 mm FH16	1075664 3988701
9	712685	Tirante longitudinale completo / Drag link	L = 675 mm N12	1626493
10	712815	Tirante longitudinale completo / Drag link	L = 785 mm Serie FE Series	20777411 21560884 21560887 21560889 22163239
11	712819	Tirante longitudinale completo / Drag link	L = 820 mm Serie FE Series	20727840 21560865 21560868 25379292
12	712820	Tirante longitudinale completo / Drag link	L = 910 mm FL - FL3	20709844 20892958
13	712796	Tirante longitudinale completo / Drag link	L = 760 mm FL7 - FL10 - FL12	1592939 85114144
14	712800	Tirante longitudinale completo / Drag link	L = 970 mm B10 - B12	1197338

FIG. ITEM	RIF. ERREVI ERREVI REF.	DESCRIZIONE PARTICOLARI DESCRIPTION	TIPO VEHICLE MODEL	RIF. ORIGINALE ORIGINAL REF.
-----------	-------------------------	-------------------------------------	--------------------	------------------------------

TESTE PER TIRANTI STERZO E BARRE ACCOPPIAMENTO / TIE-ROD ENDS



ASTRA

A	713224	Testa completa Dx / Tie-rod end RH	M38x1,5-M30x1,5	BM304F-BM305F-BM64.26/.30/.36) HD7 - HD8 (4x2 - 6x4 - 8x4)	101347 113251
A	713223	Testa completa Sx / Tie-rod end LH	M38x1,5-M30x1,5	BM304F - BM305F - BM64.26/ .30/.36 HD7 - HD8 (4x2 - 6x4 - 8x4)	101348 113252
A	713181	Testa completa Dx / Tie-rod end RH	M30x1,5-M24x1,5	HD8 (4x2 - 6x4 - 8x4)	114945
A	713182	Testa completa Sx / Tie-rod end LH	M30x1,5-M24x1,5	HD8 (4x2 - 6x4 - 8x4)	114946

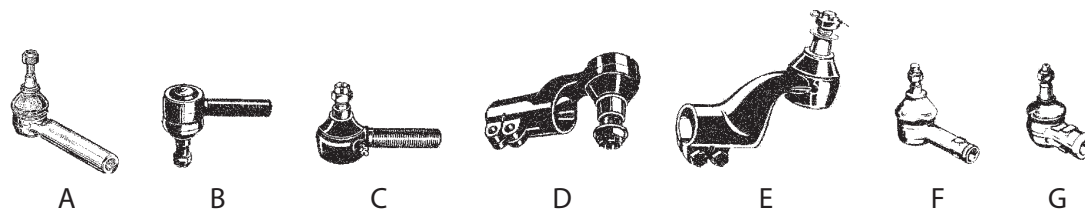
DAF

A	713243	Testa completa Dx / Tie-rod end RH	M24x1,5-M16x1,5	65CF - 75CF - 85CF - 95XF	0608530
A	713034	Testa completa Dx / Tie-rod end RH	M28x1,5-M18x1,5	F1200 - F1700 - F1900 45FA	0607451 0607453
A	713035	Testa completa Sx / Tie-rod end LH	M28x1,5-M18x1,5	F1200 - F1700 - F1900 - 45FA	0607452
A	713188	Testa completa Dx / Tie-rod end RH	M28x1,5-M20x1,5	LF45	1689604
A	713189	Testa completa Sx / Tie-rod end LH	M28x1,5-M20x1,5	LF45	1689605
B	713258	Testa completa Sx / Tie-rod end LH	M28x1,5-M20x1,5	LF - LF45	1604247 1703473
B	713259	Testa completa Dx / Tie-rod end RH	M28x1,5-M20x1,5	LF - LF45	1604248 1703472
C	713247	Testa completa Dx / Tie-rod end RH		LF55	1149875
B	713257	Testa completa Sx / Tie-rod end LH	M30x1,5-M18x1,5	LF - LF45	1401942
B	713280	Testa completa Dx / Tie-rod end RH	M30x1,5-M20x1,5	Serie F Series	0069867 0161376 0608000
A	713090	Testa completa Dx / Tie-rod end RH	M38x1,5-M24x1,5	XF105	2014949
A	713091	Testa completa Sx / Tie-rod end LH	M38x1,5-M24x1,5	XF105	2014948
A	713181	Testa completa Dx / Tie-rod end RH	M30x1,5-M24x1,5	F2100 - F2300 - F2500 - F2700 CF65 - CF75 - CF85 - XF95	0586714 0607073 0609634
A	713182	Testa completa Sx / Tie-rod end LH	M30x1,5-M24x1,5	F2100 - F2300 - F2500 - F2700 CF65 - CF75 - CF85 - XF95	0696225
A	713210	Testa completa Dx / Tie-rod end RH	M30x1,5-M20x1,5	65CF - 75CF - CF75 - CF85	607999 698609
A	713211	Testa completa Sx / Tie-rod end LH	M30x1,5-M20x1,5	65CF - 75CF - CF75 - CF85	311300
A	713251	Testa completa Dx / Tie-rod end RH	M30x1,5-M24x1,5	F2100 - F2300 - F2500 - F2800 F3300 - F3600	586714 607073
A	713253	Testa completa Dx / Tie-rod end RH	M30x1,5-M24x1,5	CF - LF - XF - XF95 - XF105 CF65 - CF75 - CF85 - LF55	1685552
A	713224	Testa completa Dx / Tie-rod end RH	M38x1,5-M30x1,5	Serie S B Series	0697221
D	713240	Testa completa Dx / Tie-rod end RH	M46x1,5-M24x1,5	F1600 - F2100 - F2300 - F2800 F3300 - F3600	0606922
D	713241	Testa completa Sx / Tie-rod end LH	M46x1,5-M24x1,5	F1600 - F2100 - F2300 - F2800 F3300 - F3600	0606923
D	713218	Testa completa Dx / Tie-rod end RH	M48x1,5-M24x1,5	65CF - 75CF - 85CF - 95XF	0067389
D	713219	Testa completa Sx / Tie-rod end LH	M48x1,5-M24x1,5	65CF - 75CF - 85CF - 95XF	0067303

I marchi ed i nominativi dei costruttori come pure i riferimenti originali sono esposti a solo titolo indicativo in quanto i nostri particolari non sono originali
 Manufacturer's names and part numbers in this catalogue are used for cross reference purposes only and do not imply anything about the origin or manufacturer of product.

FIG. ITEM	RIF. ERREVI ERREVI REF.	DESCRIZIONE PARTICOLARI DESCRIPTION	TIPO VEHICLE MODEL	RIF. ORIGINALE ORIGINAL REF.
-----------	-------------------------	-------------------------------------	--------------------	------------------------------

TESTE PER TIRANTI STERZO E BARRE ACCOPPIAMENTO / TIE-ROD ENDS



FIAT-IVECO


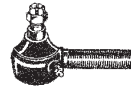
A	713222	Testina per tirante scatola sterzo <i>Tie-rod end, steering gear</i>	M16x1,5-M12x1,5	DUCATO		1306716080
B	713001	Testa completa D. / <i>Tie-rod end RH</i>	M16x1-M12x1,5	616N1/ N2/ N3/ N3-4		814304
B	713002	Testa completa S. / <i>Tie-rod end LH</i>	M16x1-M12x1,5	616N1/ N2/ N3/ N3-4		814305
B	713009	Testa completa D. / <i>Tie-rod end RH</i>	M18x1,5-M14x1,5	625N1/ N2/ N3 35NC - 40NC - 45NC		4579231 9009501
B	713010	Testa completa S. / <i>Tie-rod end LH</i>	M18x1,5-M14x1,5	625N1/ N2/ N3 35NC - 40NC - 45NC		4579232 9009503
B	713036	Testa completa D. / <i>Tie-rod end RH</i>	M24x1,5-M18x1,5	GAMMA "Z" - 50NC - 55NC		8558527
B	713037	Testa completa S. / <i>Tie-rod end LH</i>	M24x1,5-M18x1,5	GAMMA "Z" - 50NC - 55NC		8558524
B	713034	Testa completa D. / <i>Tie-rod end RH</i>	M28x1,5-M18x1,5	GAMMA "Z" - OM65 - OM70 - OM75 65/70/75/80/90 NC	2966319	4833825 8558533
B	713035	Testa completa S. / <i>Tie-rod end LH</i>	M28x1,5-M18x1,5	GAMMA "Z" - OM65 - OM70 - OM75 65/70/75/80/90 NC	2984061	4833826 8558536
C	713024	Testa completa D. / <i>Tie-rod end RH</i>	M25x1,5-M16x1,5	645/650 - 650E - 655 - 662 100NC - 110NC - 100.13/F13		4018036 4663787
C	713025	Testa completa S. / <i>Tie-rod end LH</i>	M25x1,5-M16x1,5	645/650 - 650E - 655 - 662 100NC - 110NC - 100.13/F13		4018037 4663791
C	713011	Testa completa D. / <i>Tie-rod end RH</i>	M28x1,5-M22x1,5	643 - 673 - 130NC/ NR/ NT	4028250	4663972
C	713012	Testa completa S. / <i>Tie-rod end LH</i>	M28x1,5-M22x1,5	643 - 673 - 130NC/ NR/ NT	4028251	4663974
B	713188	Testa completa D. / <i>Tie-rod end RH</i>	M28x1,5-M20x1,5	GAMMA "Z" - 115.14/.17 - 135.14/.17 145.17 - 150.14/ .17 - 150NC17/ NC20	4688941 7167757	8126141 8565366
B	713189	Testa completa S. / <i>Tie-rod end LH</i>	M28x1,5-M20x1,5	GAMMA "Z" - 115.14/.17 - 135.14/.17 145.17 - 150.14/ .17 - 150NC17/ NC20		4688942 8123326
D	713020	Testa completa D. / <i>Tie-rod end RH</i>	M45x1,5-M22x1,5	682 - 690 - 691 - 180NC	4510017	4664349
D	713021	Testa completa S. / <i>Tie-rod end LH</i>	M45x1,5-M22x1,5	682 - 690 - 691 - 180NC	4510018	4664347
E	713022	Testa completa D. / <i>Tie-rod end RH</i>	M52x1,5-M22x1,5	684 - 160NC - 619N1 - 697 - 300PC	4664353	4732041
E	713023	Testa completa S. / <i>Tie-rod end LH</i>	M52x1,5-M22x1,5	684 - 160NC - 619N1 - 697 - 300PC	4664351	4732042
C	713016	Testa completa D. / <i>Tie-rod end RH</i>	M38x1,5-M22x1,5	683/619 - 693	4510019	4664292
C	713017	Testa completa S. / <i>Tie-rod end LH</i>	M38x1,5-M22x1,5	683/619 - 693	4523292	4664295

IVECO

F	713040	Testa per estremità tirante / <i>Tie-rod end</i>	M16x1,5-M14x1,5	DAILY - NEW DAILY - TURBODAILY	1903652	93800662
G	713409	Testina per tirante scatola sterzo <i>Tie-rod end, steering gear</i>	M16x1,5-M14x1,5	DAILY 2000 35C9/C10/C11/C12/C13/C15 50C11/C13/C15 - 65C11/C13/C15		42534911
B	713243	Testa completa D. / <i>Tie-rod end RH</i>	M24x1,5-M16x1,5		42480024	42491937
B	713244	Testa completa S. / <i>Tie-rod end LH</i>	M24x1,5-M16x1,5		8193649	42480023 42532543
B	713090	Testa completa D. / <i>Tie-rod end RH</i>	M38x1,5-M24x1,5	170/190 e deriv. - 190.30/ .38 U.T. TURBOSTAR 190.33/.36/.42/.48 TURBOTECH 190.30 - 240.26 260.32 - 220.38PT - 240.30P 240.38P - 240.48		4688948
B	713091	Testa completa S. / <i>Tie-rod end LH</i>	M38x1,5-M24x1,5	170/190 e deriv. - 190.30/ .38 U.T. TURBOSTAR 190.33/.36/.42/.48 TURBOTECH 190.30 - 240.26 260.32 - 220.38PT - 240.30P 240.38P - 240.48		4688949

FIG. ITEM	RIF. ERREVI ERREVI REF.	DESCRIZIONE PARTICOLARI DESCRIPTION	TIPO VEHICLE MODEL	RIF. ORIGINALE ORIGINAL REF.
-----------	----------------------------	--	-----------------------	---------------------------------

TESTE PER TIRANTI STERZO E BARRE ACCOPPIAMENTO / TIE-ROD ENDS


A

B

IVECO

A	713181	Testa completa D. / <i>Tie-rod end RH</i>	M30x1,5-M24x1,5	TURBOSTAR 190.33/ .36/ .42/ .48 EUROCARGO EUROCARGO "TECTOR" EUROTECH - EUROTECH "CURSOR" EUROSTAR - EUROSTAR "CURSOR" EUROTRAKKER EUROTRAKKER "CURSOR" - STRALIS		4822406 4833822 4833829 42483386 42488269 42489573 93190752
A	713182	Testa completa Sx / <i>Tie-rod end LH</i>	M30x1,5-M24x1,5	TURBOSTAR 190.33/ .36/ .42/ .48 EUROCARGO EUROCARGO "TECTOR" EUROTECH - EUROTECH "CURSOR" EUROSTAR - EUROSTAR "CURSOR" EUROTRAKKER EUROTRAKKER "CURSOR" - STRALIS		4822407 4833823 4833830 42489395 42489574 42491957
A	713210	Testa completa Dx / <i>Tie-rod end RH</i>	M30x1,5-M20x1,5	EUROCARGO EUROCARGO "TECTOR"		2966688 4833827
A	713211	Testa completa Sx / <i>Tie-rod end LH</i>	M30x1,5-M20x1,5	EUROCARGO EUROCARGO "TECTOR"		2984511 4833828
A	713253	Testa completa Dx / <i>Tie-rod end RH</i>	M30x1,5-M24x1,5	STRALIS		42538384 42565955
B	713280	Testa completa Dx / <i>Tie-rod end RH</i>	M30x1,5-M20x1,5			2980875

MAN

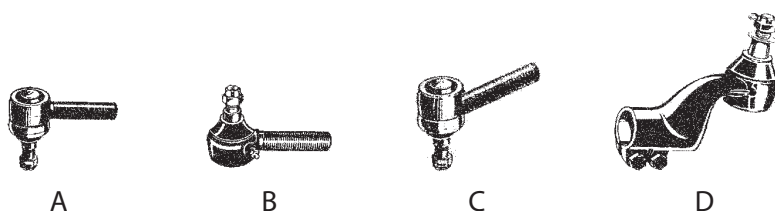
A	713243	Testa completa Dx / <i>Tie-rod end RH</i>	M24x1,5-M16x1,5	L2000 - TGA	81953010077	81953016142
A	713244	Testa completa Sx / <i>Tie-rod end LH</i>	M24x1,5-M16x1,5	L2000 - TGA	81953010078	81953016141
A	713034	Testa completa Dx / <i>Tie-rod end RH</i>	M28x1,5-M18x1,5	G90 - L2000 - M2000 - TGL	81953016060 81953016135 81953016140	81953016249 81953016328 81953016358
A	713035	Testa completa Sx / <i>Tie-rod end LH</i>	M28x1,5-M18x1,5	G90 - L2000 - M2000 - TGL	81953010079 81953016139	81953016222
A	713238	Testa completa Dx / <i>Tie-rod end RH</i>	M30x1,5-M27x1,5			81953016324
A	713239	Testa completa Sx / <i>Tie-rod end LH</i>	M30x1,5-M27x1,5			81953016323
A	713090	Testa completa Dx / <i>Tie-rod end RH</i>	M38x1,5-M24x1,5	TGA		81953016184 81953016251 81953016276
A	713181	Testa completa Dx / <i>Tie-rod end RH</i>	M30x1,5-M24x1,5	F90 - M90 - F2000 - L2000 - M2000	81953010016 81953010088	81953016234 81953016242
A	713182	Testa completa Sx / <i>Tie-rod end LH</i>	M30x1,5-M24x1,5	F90 - M90 - F2000 - L2000 - M2000	81953016179 81953016223	81953016237 81953010015
A	713210	Testa completa Dx / <i>Tie-rod end RH</i>	M30x1,5-M20x1,5	M90 - M2000 - TGL	81953010014 81953016239	81953016246 81953016250
A	713211	Testa completa Sx / <i>Tie-rod end LH</i>	M30x1,5-M20x1,5	M90 - M2000 - TGL	81953010013 81953016068	81953016246 81953016273
A	713251	Testa completa Dx / <i>Tie-rod end RH</i>	M30x1,5-M24x1,5			81953010022

FIG. ITEM	RIF. ERREVI ERREVI REF.	DESCRIZIONE PARTICOLARI DESCRIPTION	TIPO VEHICLE MODEL	RIF. ORIGINALE ORIGINAL REF.	
TESTE PER TIRANTI STERZO E BARRE ACCOPPIAMENTO / TIE-ROD ENDS					
MAN					
A	713253	Testa completa Dx / Tie-rod end RH	M30x1,5-M24x1,5	TGA - TGM - TGS - E2000 - F2000	81953016286
B	713280	Testa completa Dx / Tie-rod end RH	M30x1,5-M20x1,5		81953010025 81953016151
C	713247	Testa completa Dx / Tie-rod end RH		M2000 - TGA - TGM - TGS - TGX	81953016288
C	713254	Testa completa Dx / Tie-rod end RH	M30x1,5-M20x1,5		81953016292
A	713224	Testa completa Dx / Tie-rod end RH	M38x1,5-M30x1,5		81953016295 81953016297
MERCEDES					
A	713243	Testa completa Dx / Tie-rod end RH	M24x1,5-M16x1,5	711 - 709 - 608 - 808 - 809 - 811 - 913 1013 - 1017 - 1114 - 1117 - 1120	0003300635 0003306735
A	713244	Testa completa Sx / Tie-rod end LH	M24x1,5-M16x1,5	711 - 709 - 608 - 808 - 809 - 811 - 913 1013 - 1017 - 1114 - 1117 - 1120	0003300735 0003306835
A	713036	Testa completa Dx / Tie-rod end RH	M24x1,5-M18x1,5	VARIO	0003301235
A	713037	Testa completa Sx / Tie-rod end LH	M24x1,5-M18x1,5	VARIO	0003301335
A	713034	Testa completa Dx / Tie-rod end RH	M28x1,5-M18x1,5	609D - 709D - 711D - 809D - 811D	0003301435 0003301535 0003309335
A	713035	Testa completa Sx / Tie-rod end LH	M28x1,5-M18x1,5	609D - 709D - 711D - 809D - 811D	0003303335 0003307235
A	713238	Testa completa Dx / Tie-rod end RH	M30x1,5-M27x1,5	Serie MK - SK - NG Series ATEGO - AXOR - ACTROS	0004605748 0004606048 0004606848
A	713239	Testa completa Sx / Tie-rod end LH	M30x1,5-M27x1,5	Serie MK - SK - NG Series ATEGO - AXOR - ACTROS	0004605848 0004606148 0004606948
A	713210	Testa completa Dx / Tie-rod end RH	M30x1,5-M20x1,5	Serie MK - SK - LK - NG Series ATEGO - AXOR - ACTROS	0001330135 0001330235
A	713211	Testa completa Sx / Tie-rod end LH	M30x1,5-M20x1,5	Serie MK - SK - LK - NG Series ATEGO - AXOR - ACTROS	0003300148 3023300235
A	713090	Testa completa Dx / Tie-rod end RH	M38x1,5-M24x1,5	Serie MK - SK - NG Series	0013301835
A	713181	Testa completa Dx / Tie-rod end RH	M30x1,5-M24x1,5	Serie NK - SK Series ATEGO - ACTROS	0004601048 0004602848
A	713182	Testa completa Sx / Tie-rod end LH	M30x1,5-M24x1,5	Serie MK - SK - LK - NG Series ATEGO - ACTROS	0004603448 0004603548
A	713253	Testa completa Dx / Tie-rod end RH	M30x1,5-M24x1,5		6293380010
B	713282	Testa completa Dx / Tie-rod end RH	M30x1,5-M18x1,5	Serie L - NG - O - OF Series	0003303135 0003308135
B	713280	Testa completa Dx / Tie-rod end RH	M30x1,5-M20x1,5	Serie L - NG - O - OF Series	0004600148 0004602648
C	713247	Testa completa Dx / Tie-rod end RH			0004605248
A	713255	Testa completa Dx / Tie-rod end RH	M30x1,5-M20x1,5	ACTROS - ACTROS MP2/MP3/MP4 ANTOS - AROCS - AXOR - AXOR2 UNIMOG	0014603848 0014604848 0014605148
B	713285	Testa completa Dx / Tie-rod end RH	M32x1,5-M24x1,5	O - OF - OH	0014607248
D	713283	Testa completa Dx / Tie-rod end RH	M35x1,5-M20x1,5	O 305 - O 307 - O 500 Serie SK Series	0003302835 0003304035 0003307735
D	713284	Testa completa Sx / Tie-rod end LH	M35x1,5-M20x1,5	O 305 - O 307 - O 500 Serie SK Series	0003301935 0003302935 0003304135 0003307835
A	713224	Testa completa Dx / Tie-rod end RH	M38x1,5-M30x1,5	Serie NG - SK Series ACTROS - ACTROS MP2/MP3 AXOR2	0004601748

I marchi ed i nominativi dei costruttori come pure i riferimenti originali sono esposti a solo titolo indicativo in quanto i nostri particolari non sono originali
 Manufacturer's names and part numbers in this catalogue are used for cross reference purposes only and do not imply anything about the origin or manufacturer of product.

FIG. ITEM	RIF. ERREVI ERREVI REF.	DESCRIZIONE PARTICOLARI DESCRIPTION	TIPO VEHICLE MODEL	RIF. ORIGINALE ORIGINAL REF.
-----------	-------------------------	-------------------------------------	--------------------	------------------------------

TESTE PER TIRANTI STERZO E BARRE ACCOPPIAMENTO / TIE-ROD ENDS



NISSAN

A	713228	Testa completa Dx / Tie-rod end RH	M22x1,5-M14x1,5	TRADE L35 - ECO T 100 CABSTAR - ATLEON	11200360-0 486479X62A
A	713229	Testa completa Sx / Tie-rod end LH	M22x1,5-M14x1,5	TRADE L35 - ECO T 100 CABSTAR - ATLEON	11200361-0 485279X62A

RENAULT

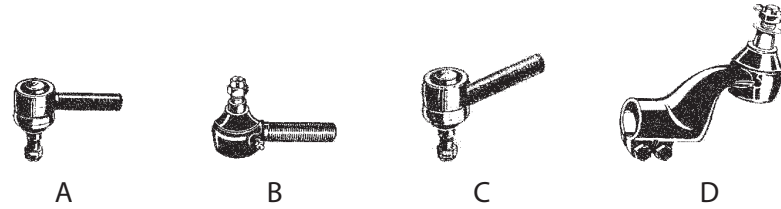
A	713243	Testa completa Dx / Tie-rod end RH	M24x1,5-M16x1,5	MIDLINER	5000814097 5001844136
A	713244	Testa completa Sx / Tie-rod end LH	M24x1,5-M16x1,5	MIDLINER	5000814096 5001844135
A	713034	Testa completa Dx / Tie-rod end RH	M28x1,5-M18x1,5	Serie M - S Series MIDLINER - MIDLUM	0003406242 5000559335 5000823987 5001825687 5001861924
A	713035	Testa completa Sx / Tie-rod end LH	M28x1,5-M18x1,5	Serie M - S Series MIDLINER - MIDLUM	5000559336 5000823947 5000823997
A	713181	Testa completa Dx / Tie-rod end RH	M30x1,5-M24x1,5	Serie R Series PREMIUM - MAGNUM - KERAX	5000288360 5010832582
A	713182	Testa completa Sx / Tie-rod end LH	M30x1,5-M24x1,5	Serie R Series PREMIUM - MAGNUM - KERAX	5000288361 5001832581 5001832583
A	713210	Testa completa Dx / Tie-rod end RH	M30x1,5-M20x1,5	MIDLUM - MIDLINER MAGNUM E.TECH	0003406212 0003406253 5000295214
A	713211	Testa completa Sx / Tie-rod end LH	M30x1,5-M20x1,5	MIDLUM - MIDLINER MAGNUM E.TECH	0003486218 5000295215
B	713285	Testa completa Dx / Tie-rod end RH	M32x1,5-M24x1,5	KERAX2-MAGNUM2	5001866165 5001867774 7421566080 7422077102
A	713090	Testa completa Dx / Tie-rod end RH	M38x1,5-M24x1,5	Serie C - G - R Series	0003401207 5001831481 5001832580
A	713091	Testa completa Sx / Tie-rod end LH	M38x1,5-M24x1,5	Serie C - G - R Series	0003401206 5001832579
A	713253	Testa completa Dx / Tie-rod end RH	M30x1,5-M24x1,5		5001867641 7420937674
B	713280	Testa completa Dx / Tie-rod end RH	M30x1,5-M20x1,5		5000808458 7701002911
C	713247	Testa completa Dx / Tie-rod end RH	M30x1,5-M24x1,5	PREMIUM - PREMIUM 2 MAGNUM E.TECH	5001852452 5001858763

SCANIA

A	713181	Testa completa Dx / Tie-rod end RH	M30x1,5-M24x1,5	Serie 1 - 2 - 3 - 4 Series	283784 395010 1358793
A	713182	Testa completa Sx / Tie-rod end LH	M30x1,5-M24x1,5	Serie 1 - 2 - 3 - 4 Series	283783 395009 1358792
D	713232	Testa completa Dx / Tie-rod end RH	M52x1,5-M24x1,5	Serie 3 Series	310980 539413
D	713233	Testa completa Sx / Tie-rod end LH	M52x1,5-M24x1,5	Serie 3 Series	310979 539412
C	713247	Testa completa Dx / Tie-rod end RH	M30x1,5-M24x1,5	94 - 114 - 124 - 144 - 164	1357674 1738379
A	713251	Testa completa Dx / Tie-rod end RH	M30x1,5-M24x1,5	112 93 - 123 - 143	352646 1337367
A	713253	Testa completa Dx / Tie-rod end RH	M30x1,5-M24x1,5		1435756 1488890 1534756 2115316 2244706

FIG. ITEM	RIF. ERREVI ERREVI REF.	DESCRIZIONE PARTICOLARI DESCRIPTION	TIPO VEHICLE MODEL	RIF. ORIGINALE ORIGINAL REF.
-----------	-------------------------	-------------------------------------	--------------------	------------------------------

TESTE PER TIRANTI STERZO E BARRE ACCOPPIAMENTO / TIE-ROD ENDS



VOLVO


A	713243	Testa completa Dx / Tie-rod end RH	M24x1,5-M16x1,5	F10 - F12	1190778 1517449	1518142
A	713244	Testa completa Sx / Tie-rod end LH	M24x1,5-M16x1,5	F10 - F12		1517448
A	713036	Testa completa Dx / Tie-rod end RH	M24x1,5-M18x1,5	FL6		1696919
A	713037	Testa completa Sx / Tie-rod end LH	M24x1,5-M18x1,5	FL6		1696920
A	713034	Testa completa Dx / Tie-rod end RH	M28x1,5-M18x1,5	F406 - F407 - F408 - F607 F608 - F609 - F610	1517440 1517444	1698191
A	713035	Testa completa Sx / Tie-rod end LH	M28x1,5-M18x1,5	F406 - F407 - F408 - F607 F608 - F609 - F610	1517279 1517439	1698190
A	713206	Testa completa Dx / Tie-rod end RH	M30x1,5-M20x1,5	F7 - F10 - F12 - F16 FL6 - FL7 - FL10 - FL12 - FH12	1505759 1507823	1698532 1698846
A	713207	Testa completa Sx / Tie-rod end LH	M30x1,5-M20x1,5	F7 - F10 - F12 - F16 FL6 - FL7 - FL10 - FL12 FH12	366757 1505758 1507822	1698533 1698847 85114149
A	713205	Testa completa Dx / Tie-rod end RH	M30x1,5-M24x1,5	F10 - F12 - F16 FL7 - FL10 - FL12 FM7 - FM10 - FM12 - N10	1695585 1695776	1698557 85114146
A	713209	Testa completa Sx / Tie-rod end LH	M30x1,5-M24x1,5	F10 - F12 - F16 FL7 - FL10 - FL12 FM7 - FM10 - FM12 - N10	1698558 1698840	6869744 85114147
A	713210	Testa completa Dx / Tie-rod end RH	M30x1,5-M20x1,5	F6 - FH16 FL - FL6 - FLII	1517577 1695690	1697247 3096213
A	713211	Testa completa Sx / Tie-rod end LH	M30x1,5-M20x1,5	F6 - FH16 FL - FL6 - FLII	1517647 1695689	1698839 3096212
A	713249	Testa completa Dx / Tie-rod end RH	M30x1,5-M20x1,5	FM7 - FM9 - FM10 - FM12 FH12 - FH16		3093647 21263821
C	713254	Testa completa Dx / Tie-rod end RH	M30x1,5-M20x1,5	FH2 - FH16 - FL4 - FL12 FM9 - FM12	3092189 3097228	3099529 21263974
A	713255	Testa completa Dx / Tie-rod end RH	M30x1,5-M20x1,5	B6 - B7 - B9 - B10 - B12 - B13 F10 - F12 - F16 - FE6 - FE7 FH12 - FH16 FL6 - FL10 - FL12 - FLC FM7 - FM9 - FM10 - FM12 FS7 - N10 - N12 - NH NL10 - NL12		85112073 85125126
A	713181	Testa completa Dx / Tie-rod end RH	M30x1,5-M24x1,5	FL6 - FM - FL	20742127 20745043	20821160 20862494
A	713182	Testa completa Sx / Tie-rod end LH	M30x1,5-M24x1,5	FL6 - FM - FL	20745042 20742129	20821150 20894053
C	713247	Testa completa Dx / Tie-rod end RH	M30x1,5-M24x1,5	FE	20894438	21580396
B	713261	Testa completa Dx / Tie-rod end RH	M30x1,5-M24x1,5	FH12 - FH16 - FM9 - FM12		20581089 21554115
B	713260	Testa completa Sx / Tie-rod end LH	M30x1,5-M24x1,5	FH12 - FH16 - FM9 - FM12		20710008 21554111
A	713253	Testa completa Dx / Tie-rod end RH	M30x1,5-M24x1,5			20937674
B	713285	Testa completa Dx / Tie-rod end RH	M32x1,5-M24x1,5			21566080
D	713234	Testa completa Dx / Tie-rod end RH	M52x1,5-M20x1,5	F10 - F12 - F16 FL7 - FL10 - FL12 FM7 - FM10 - FM12 - FH12 - FH16		1131742 1696901 1699401
D	713235	Testa completa Sx / Tie-rod end LH	M52x1,5-M20x1,5	F10 - F12 - F16 FL7 - FL10 - FL12 FM7 - FM10 - FM12 - FH12 - FH16		1131741 1696900 1699400

I marchi ed i nominativi dei costruttori come pure i riferimenti originali sono esposti a solo titolo indicativo in quanto i nostri particolari non sono originali
 Manufacturer's names and part numbers in this catalogue are used for cross reference purposes only and do not imply anything about the origin or manufacturer of product.

**STERZO
STEERING**

FIG. ITEM	RIF. ERREVI ERREVI REF.	DESCRIZIONE PARTICOLARI DESCRIPTION	TIPO VEHICLE MODEL	RIF. ORIGINALE ORIGINAL REF.
-----------	-------------------------	-------------------------------------	--------------------	------------------------------

TESTE PER SERVOSTERZO / POWER-STEERING BALL-JOINTS



DAF

1	713108	Testa servosterzo con fascetta / <i>Ball-joint c/w clamp</i>	M26x1,5		223712	1361618
2	713100	Testa servosterzo con fascetta / <i>Ball-joint c/w clamp</i>	M30x1,5			1271125
3	713256	Testa servosterzo con fascetta / <i>Ball-joint c/w clamp</i>	M36x1,5			1271126

IVECO


4	713105	Testa servosterzo con fascetta - lato cuffia <i>Ball-joint c/w clamp</i>	M26x1,5	EUROTECH EUROTECH "CURSOR" EUROSTAR - EUROSTAR "CURSOR" STRALIS		42533102
5	713106	Testa servosterzo con fascetta / <i>Ball-joint c/w clamp</i>	M26x1,5	EUROTECH EUROTECH "CURSOR" EUROSTAR - EUROSTAR "CURSOR" STRALIS		42533101
6	713108	Testa servosterzo con fascetta / <i>Ball-joint c/w clamp</i>	M26x1,5	EUROTRAKKER 340E34/E35/E37/E42 410E37/E42		42105474 42532294
7	713116	Testa servosterzo con fascetta / <i>Ball-joint c/w clamp</i>	M26x1,5	EUROSTAR - EUROTECH - STRALIS		42533073
8	713107	Testa servosterzo con fascetta / <i>Ball-joint c/w clamp</i>	M30x1,5	EUROTECH - E.STAR - EUROTRAKKER		93192809
9	713100	Testa servosterzo con fascetta / <i>Ball-joint c/w clamp</i>	M30x1,5	EUROTRAKKER "CURSOR"		42530316 42538047
10	713256	Testa servosterzo con fascetta / <i>Ball-joint c/w clamp</i>	M36x1,5	TRAKKER		42530447 42538048

MAN

11	713105	Testa servosterzo con fascetta - lato cuffia <i>Ball-joint c/w clamp</i>	M26x1,5	Serie E Series - F2000 LION'S - NEOPLAN	81953016225 81953016226	81953016227 81953016291
12	713108	Testa servosterzo con fascetta / <i>Ball-joint c/w clamp</i>	M26x1,5		81953016231	82953010009
13	713106	Testa servosterzo con fascetta / <i>Ball-joint c/w clamp</i>	M26x1,5	TGA - Serie E Series - F2000 LION'S - NEOPLAN	81953016281 81953016337	82953016016
14	713116	Testa servosterzo con fascetta / <i>Ball-joint c/w clamp</i>	M26x1,5	E2000 - F2000 - F90 TGA - TGS - TGX	81953016280	82953010010
15	713281	Testa servosterzo con fascetta / <i>Ball-joint c/w clamp</i>	M26x1,5	Serie SK Series	81953016071 81953016095	81953016106
16	713100	Testa servosterzo con fascetta / <i>Ball-joint c/w clamp</i>	M30x1,5	Serie E Series - F90		81953016232
17	713107	Testa servosterzo con fascetta / <i>Ball-joint c/w clamp</i>	M30x1,5	Serie E Series - F2000 TGA - TGS - TGX	81953016238	82953016015
18	713256	Testa servosterzo con fascetta / <i>Ball-joint c/w clamp</i>	M36x1,5	TGA - TGS	81953016268 82953016018	82953016019

FIG. ITEM	RIF. ERREVI ERREVI REF.	DESCRIZIONE PARTICOLARI DESCRIPTION	TIPO VEHICLE MODEL	RIF. ORIGINALE ORIGINAL REF.
-----------	-------------------------	-------------------------------------	--------------------	------------------------------

TESTE PER SERVOSTERZO / POWER-STEERING BALL-JOINTS



MERCEDES

1	713108	Testa servosterzo con fascetta / <i>Ball-joint c/w clamp</i>	M26x1,5		6244600348
2	713106	Testa servosterzo con fascetta / <i>Ball-joint c/w clamp</i>	M26x1,5	Serie L - MK - NG - OF - OH - SK Series	0014606948
3	713116	Testa servosterzo con fascetta / <i>Ball-joint c/w clamp</i>	M26x1,5	Serie NG - SK Series	0009964845 0014607048 6994600548
4	713281	Testa servosterzo con fascetta / <i>Ball-joint c/w clamp</i>	M26x1,5	Serie SK Series	0024600948 0024604948 0004604948 0004634629

RENAULT

5	713106	Testa servosterzo con fascetta / <i>Ball-joint c/w clamp</i>	M26x1,5	PREMIUM	5001849880
6	713113	Testa servosterzo con fascetta / <i>Ball-joint c/w clamp</i>	M26x1,5	PREMIUM 2	7403987648
7	713114	Testa servosterzo con fascetta / <i>Ball-joint c/w clamp</i>	M26x1,5	PREMIUM 2	7403193731
8	713116	Testa servosterzo con fascetta / <i>Ball-joint c/w clamp</i>	M26x1,5	PREMIUM	5001849879
9	713100	Testa servosterzo con fascetta / <i>Ball-joint c/w clamp</i>	M30x1,5	KERAX - MAXTER	5001823718


SCANIA

10	713116	Testa servosterzo con fascetta / <i>Ball-joint c/w clamp</i>	M26x1,5	94 - 114 - 124 - 144 - 164 Serie P - G - R - T Series	1394443
11	713105	Testa servosterzo con fascetta - lato cuffia / <i>Ball-joint c/w clamp</i>	M26x1,5	Serie 4 Series Serie P - G - R - T Series	1394446
12	713106	Testa servosterzo con fascetta / <i>Ball-joint c/w clamp</i>	M26x1,5	Serie 4 Series Serie P - G - R - T Series	1394444
13	713281	Testa servosterzo con fascetta / <i>Ball-joint c/w clamp</i>	M26x1,5	Serie 3/4 Series Serie P - G - R - T Series	1606980

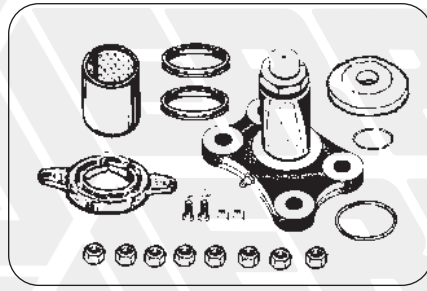
VOLVO

14	713113	Testa servosterzo con fascetta / <i>Ball-joint c/w clamp</i>	M26x1,5	FH12 - FH16 - FM7 - FM9 - FM12	3987648
15	713114	Testa servosterzo con fascetta / <i>Ball-joint c/w clamp</i>	M26x1,5	FH12 - FH16 - FM9 - FM12	3193731
16	713115	Testa servosterzo con fascetta / <i>Ball-joint c/w clamp</i>	M26x1,5	FH12 - FH16 - FH FM7 - FM10 - FM12 - FMX	20374698
17	713281	Testa servosterzo con fascetta / <i>Ball-joint c/w clamp</i>	M26x1,5	F12 - F16 - FH12 - FH16 - FL10 FM7 - FM9 - FM10 - FM12 - NL12	1606980
18	713262	Testa servosterzo con fascetta / <i>Ball-joint c/w clamp</i>	M26x1,5	FH12 - FH16 - FH - FL7 - FL10 FL12 - FM7 - FM10 - FM12 - NH	8151876
19	713100	Testa servosterzo con fascetta / <i>Ball-joint c/w clamp</i>	M30x1,5	FH12 - FH16 - FH - FL10 - FL12 FM12 - NH	3099129
20	713256	Testa servosterzo con fascetta / <i>Ball-joint c/w clamp</i>	M36x1,5	FH12 - FH16 - FH - FL10 FM12 - NH	3090291 3099128

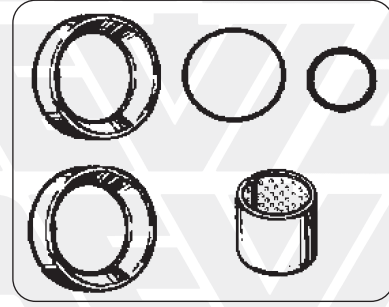
1



730220
1

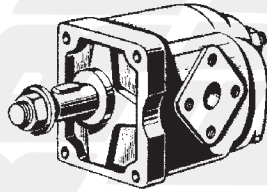


711855
2




711849
3

2



731815
4



731816
5
NEW

3



730926
6



730927
7


4



730514
8



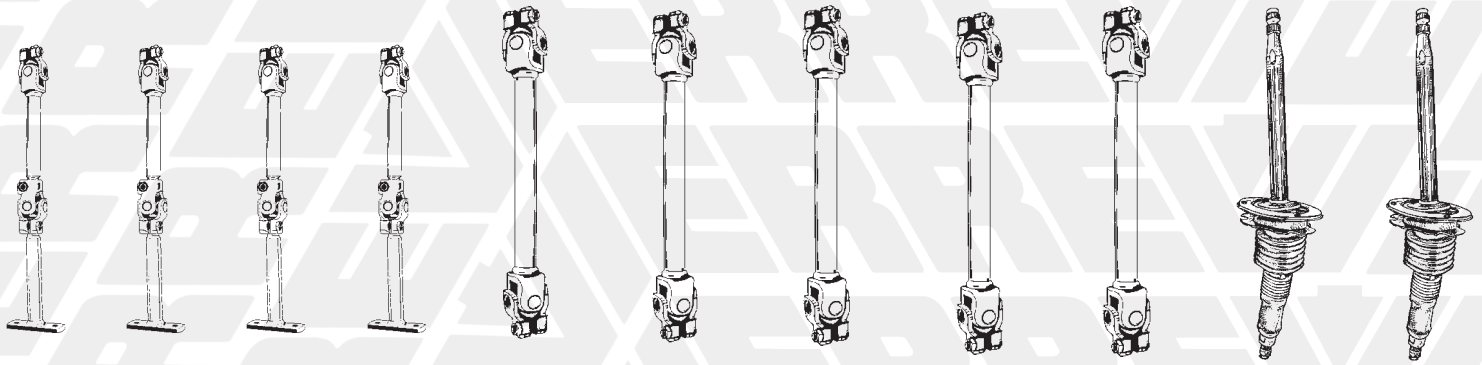
730586
9



730587
10

FIG. ITEM	RIF. ERREVI ERREVI REF.	DESCRIZIONE PARTICOLARI DESCRIPTION	TIPO VEHICLE MODEL	RIF. ORIGINALE ORIGINAL REF.
1 RINVIO STERZO / STEERING PIN AND KIT SCANIA				
1	730220	Piastra per leva rinvio tirante sterzo / <i>Pivot pin assembly</i>	Serie 4 Series	486488 1375220 1403261 1515668 1786130
2	711855	Kit per piastra leva rinvio sterzo / <i>Pivot pin repair kit</i>	Serie 4 Series	486488S 1375220S 1403261S 1515668S 1786130S
3	711849	Kit per piastra leva rinvio tirante sterzo <i>Steering pivot bush kit</i>	Serie 4 Series	1345202 1375227 1520607
2 SERVOSTERZO / POWER-STEERING POMPA DI COMANDO / PUMP 4522089 FIAT-IVECO				
4	731815	Pompa servosterzo completa / <i>Steering pump</i>	682 U.T. - 690 U.T. - 691 180NC - 619N1 - 697 - 300PC 684 - 160NC - 170/190 NC26	569306 5129478
5	731816	Pompa olio servosterzo / <i>Steering pump</i>	EUROCARGO EUROCARGO TECTOR	4896314 92901879
3 BOCCOLE RINVIO STERZO / STEERING BUSHES				
6	730926	Boccola in gomma per tirante sterzo / <i>Steering rubber bush</i> ø 53x80x38	TURBODAILY 30.10 - 35.10/.12 - 49.12 NEW DAILY 30.8 - 35.8/.10 - 49.10 DAILY CNG 35.11 - 49.11	93802392 503475012
7	730927	Boccola in gomma per tirante sterzo / <i>Steering rubber bush</i> ø 40x80x38	TURBODAILY 30.10 - 35.8 - 35.10 NEW DAILY 30.8 - 35.8/.10 - 40.8	93802391
4 CUFFIE PER STERZO / STEERING BOOTS				
8	730514	Cuffia per testa sterzo / <i>Dust-cover boot</i>	Vecchi modelli / <i>Old range</i>	4510026
9	730586	Cuffia per testa sterzo U.T. / <i>Dust-cover boot</i>	Veicoli medi / <i>Medium vehicles</i>	-
10	730587	Cuffia per testa sterzo U.T. / <i>Dust-cover boot</i>	Veicoli pesanti / <i>Heavy vehicles</i>	-

1



727270
1

727271
2

727272
3

727273
4

727274
5

727275
6

727276
7

727277
8

727278
9

727305
10

727306
11

NEW

NEW

2



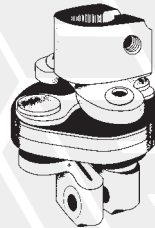
715619
13




727153
14



730305
15



727240
16



727239
17



727249
12

NEW



18 - 713286
19 - 713287

NEW
NEW

FIG. ITEM	RIF. ERREVI ERREVI REF.	DESCRIZIONE PARTICOLARI DESCRIPTION		TIPO VEHICLE MODEL	RIF. ORIGINALE ORIGINAL REF.
FIAT-IVECO					
1 ALBERI PIANTONE STERZO / STEERING SHAFT ASSEMBLIES					
1	727270	Albero sterzo completo / <i>Steering shaft assembly</i>	∅18 L=420	DAILY 30.8 - 35.8 - 40.8	93802065 93806544
2	727271	Albero sterzo completo / <i>Steering shaft assembly</i>	∅18 L=400	DAILY 30.8-35.8/.10-40.8-45.10-49.10	8585982
3	727272	Albero sterzo completo / <i>Steering shaft assembly</i>	∅18 L=390	NEW DAILY 30.8 - 35.8/.10 - 40.8 - 45.10 - 49.10 TURBODAILY 30.10 - 35.10 - 40.10	93812112
4	727273	Albero sterzo completo / <i>Steering shaft assembly</i>	∅18 L=350	DAILY 30.8 - 35.8/.10 - 40.8 - 49.10 NEW DAILY 35.10 - 49.10 TURBODAILY 35.12 - 49.12	93802399 93806611 503475011
5	727274	Albero sterzo completo / <i>Steering shaft assembly</i>	∅25,5 L=430	50.9 Z - 60.11 TURBO Z 65.12 - 79.12 TURBO Z	8564266 8580539
6	727275	Albero sterzo completo / <i>Steering shaft assembly</i>	∅ 17/25,5 L=430	50.9 Z - 79.14 Z - 60.11 TURBO Z 65.12 - 79.12 TURBO Z	8580540
7	727276	Albero sterzo completo / <i>Steering shaft assembly</i>	∅ 17/25,5 L min=490	95.14 Z - 109.14 Z	8581853 8581856
8	727277	Albero sterzo completo / <i>Steering shaft assembly</i>	∅ 17/25,5 L min=500	115.14 - 115.17 - 135.14 - 135.17 145.17	4786971 4834295
9	727278	Albero sterzo completo / <i>Steering shaft assembly</i>	∅ 25,5 L min=500	175.17 - 175.24	4715668 4732740
10	727305	Albero sterzo completo / <i>Steering shaft assembly</i>	∅ 17,5 L=505	DAILY	42538299 42554507
11	727306	Albero sterzo completo / <i>Steering shaft assembly</i>	∅ 17,5 L=530	DAILY	42538175 42554509
2 GIUNTINI PIANTONE STERZO / STEERING JOURNALS					
12	727249	Asta trasversale giunto assiale / <i>Inner tie rod</i>	L. 350 M16x1,5	DAILY - TURBODAILY	42532977
13	715619	Crociera per giuntino (piantone sterzo) <i>Universal joint</i>	∅ 23,82x61,2		4606993 5959654
14	727153	Giuntino per piantone in acciaio stampato <i>Steering journal</i>	∅ fori mm. 25	GAMMA "Z" 170/190 - 190.38 - 190.33/ .36/ .42/ .48 - 220.36/ .38 - 240.38 - 330PC26/ PAC26 - 330.26H/ .30H/ .35H U.T.	8564267 42087889 42552567 93163078
15	730305	Giunto elastico piantone sterzo / <i>Steering shaft strut</i>		DAILY-NEW DAILY-TURBODAILY DAILY 2000 35.11CNG - 49.11CNG - 59.11CNG	93806182
16	727240	Giunto piantone sterzo / <i>Steering shaft strut</i>		DAILY 2000 - 2006 - 2009 35C10/C11/C12/C13/C14/C15 40C10/C11/C12/C13/C14/C15 50C10/C11/C12/C13/C14/C15 65C10/C11/C12/C13/C14/C15 70C14/C15/C17/C18	500326440
17	727239	Supporto piantone sterzo / <i>Steering shaft bracket</i>		30.8-35.8/.10-40.8/.10-49.10 DAILY-NEW DAILY 30.10-35.12-49.12-59.12 TURBODAILY 35.11-49.11-59.11 DAILY CNG	93803481
18	713286	Testa per asta trasversale, Dx / <i>Inner tie-rod end RH</i>	M14x1,5 M16x1,5	DAILY 2014 35S13/S15 - 35C15	42569563
19	713287	Testa per asta trasversale, Dx / <i>Inner tie-rod end RH</i>	M14x1,5 M16x1,5	DAILY 2014 / 2016	42569564 42578003